SAMPLE STATISTICS

SIEVING ERROR: 0,1%

SAMPLE IDENTITY: **Riells**

ANALYST & DATE: CIIRC, 09-06-09

SAMPLE TYPE: Unimodal, Very Well Sorted

TEXTURAL GROUP: Sand

SEDIMENT NAME: Very Well Sorted Medium Sand

	µm	ϕ
MODE 1:	275,0	1,868
MODE 2:		
MODE 3:		
D_{10}:	213,8	1,358
MEDIAN or D_{50}:	290,1	1,785
D_{90}:	390,2	2,226
(D_{90} / D_{10}):	1,825	1,640
(D_{90} - D_{10}):	176,5	0,868
(D_{75} / D_{25}):	1,330	1,261
(D_{75} - D_{25}):	83,05	0,411

GRAIN SIZE DISTRIBUTION

GRAVEL: 0,0%	COARSE SAND: 2,7%
SAND: 100,0%	MEDIUM SAND: 73,0%
MUD: 0,0%	FINE SAND: 23,6%
	V FINE SAND: 0,1%
V COARSE GRAVEL: 0,0%	V COARSE SILT: 0,0%
COARSE GRAVEL: 0,0%	COARSE SILT: 0,0%
MEDIUM GRAVEL: 0,0%	MEDIUM SILT: 0,0%
FINE GRAVEL: 0,0%	FINE SILT: 0,0%
V FINE GRAVEL: 0,0%	V FINE SILT: 0,0%
V COARSE SAND: 0,6%	CLAY: 0,0%
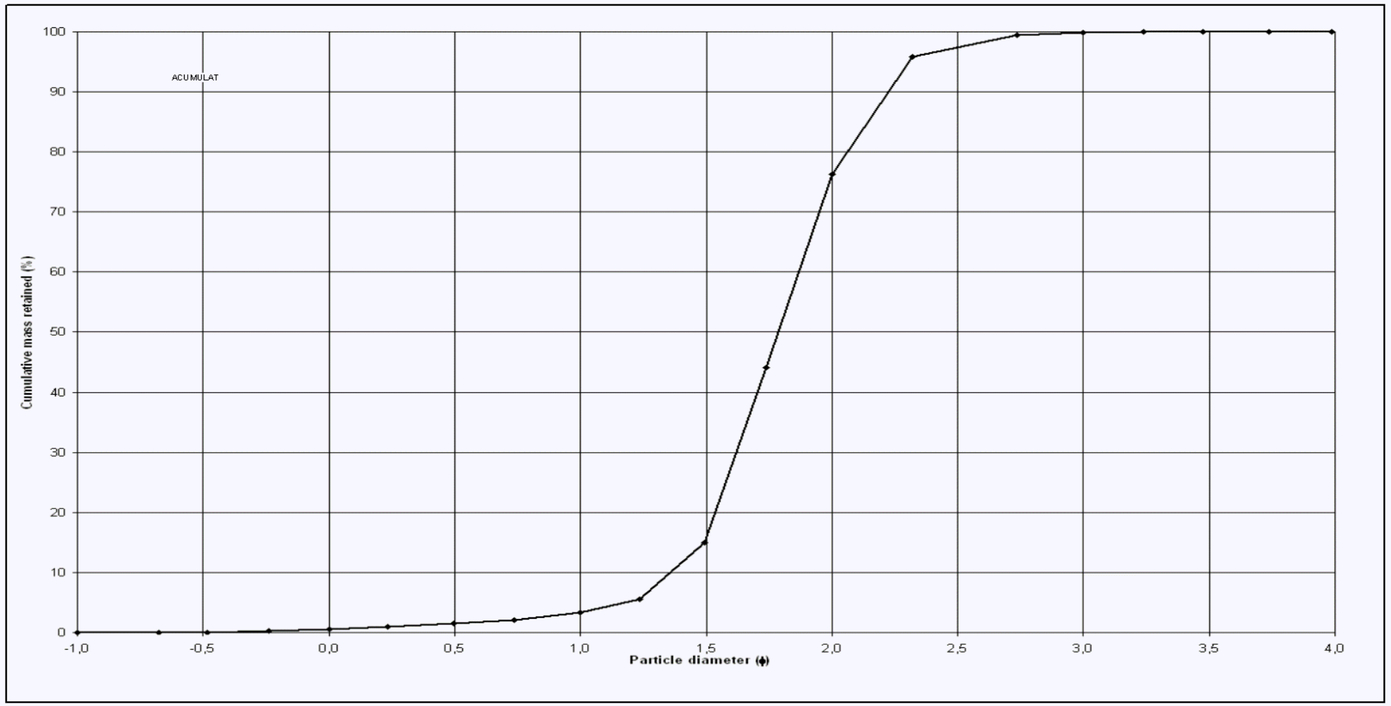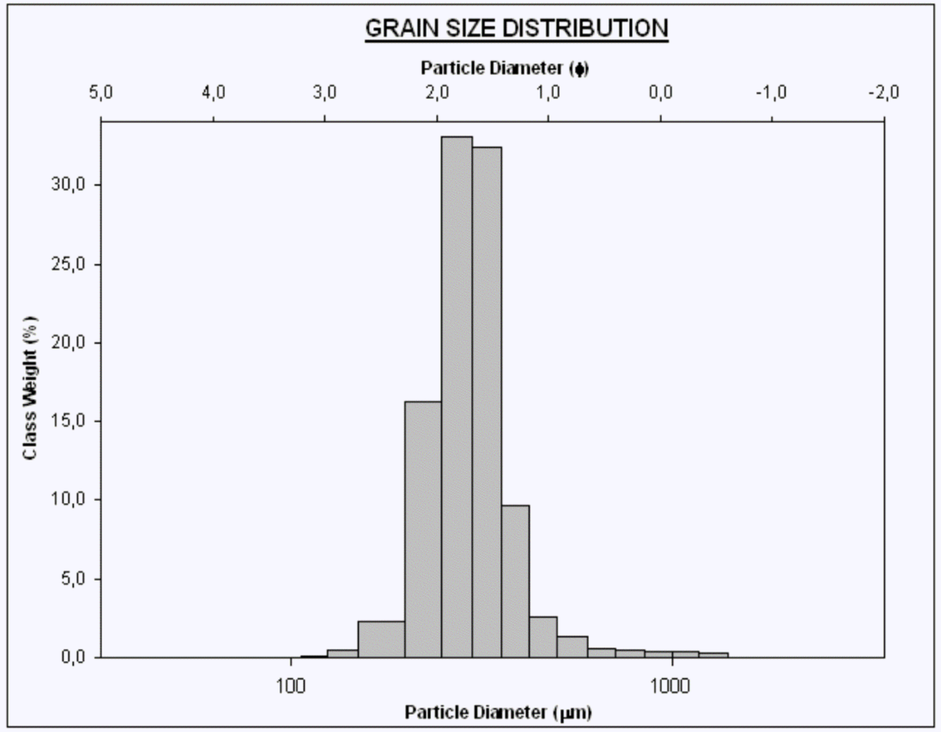
	METHOD OF MOMENTS			FOLK & WARD METHOD		
	Arithmetic	Geometric	Logarithmic	Geometric	Logarithmic	Description
	µm	µm	ϕ	µm	ϕ	
MEAN ($\bar{x}$):	307,2	293,0	1,771	286,2	1,805	Medium Sand
SORTING (σ):	111,4	1,314	0,394	1,255	0,328	Very Well Sorted
SKEWNESS (Sk):	4,311	1,226	-1,226	-0,009	0,009	Symmetrical
KURTOSIS (K):	31,33	8,235	8,235	1,131	1,131	Leptokurtic