SAMPLE STATISTICS

SIEVING ERROR: -0,6%

SAMPLE IDENTITY: **Salatar**

ANALYST & DATE: CIIRC, 08-06-09

SAMPLE TYPE: Unimodal, Well Sorted

TEXTURAL GROUP: Sand

SEDIMENT NAME: Well Sorted Medium Sand

	µm	ϕ
MODE 1:	327,5	1,616
MODE 2:		
MODE 3:		
D_{10}:	225,7	0,953
MEDIAN or D_{50}:	342,4	1,546
D_{90}:	516,4	2,147
(D_{90} / D_{10}):	2,288	2,252
(D_{90} - D_{10}):	290,7	1,194
(D_{75} / D_{25}):	1,530	1,492
(D_{75} - D_{25}):	146,0	0,614

GRAIN SIZE DISTRIBUTION

GRAVEL: 0,0%	COARSE SAND: 11,3%
SAND: 100,0%	MEDIUM SAND: 72,2%
MUD: 0,0%	FINE SAND: 16,5%
	V FINE SAND: 0,0%
V COARSE GRAVEL: 0,0%	V COARSE SILT: 0,0%
COARSE GRAVEL: 0,0%	COARSE SILT: 0,0%
MEDIUM GRAVEL: 0,0%	MEDIUM SILT: 0,0%
FINE GRAVEL: 0,0%	FINE SILT: 0,0%
V FINE GRAVEL: 0,0%	V FINE SILT: 0,0%
V COARSE SAND: 0,0%	CLAY: 0,0%
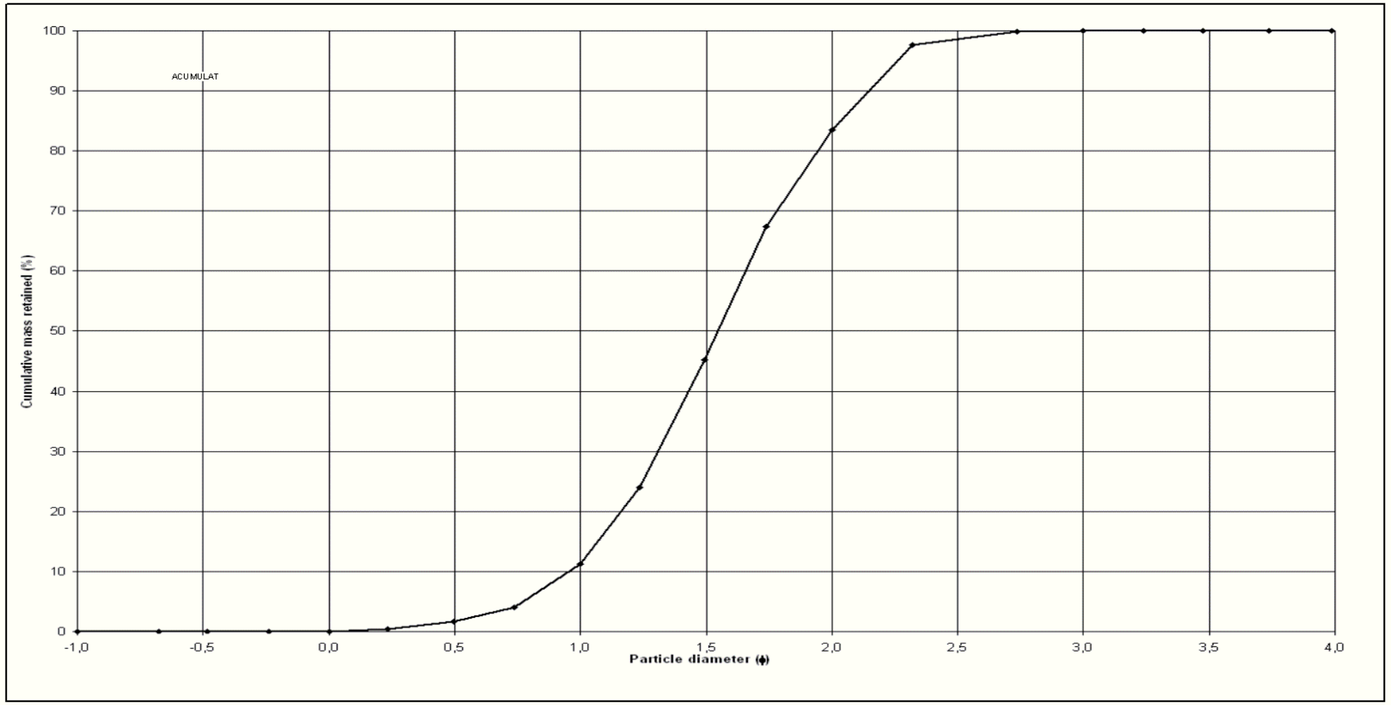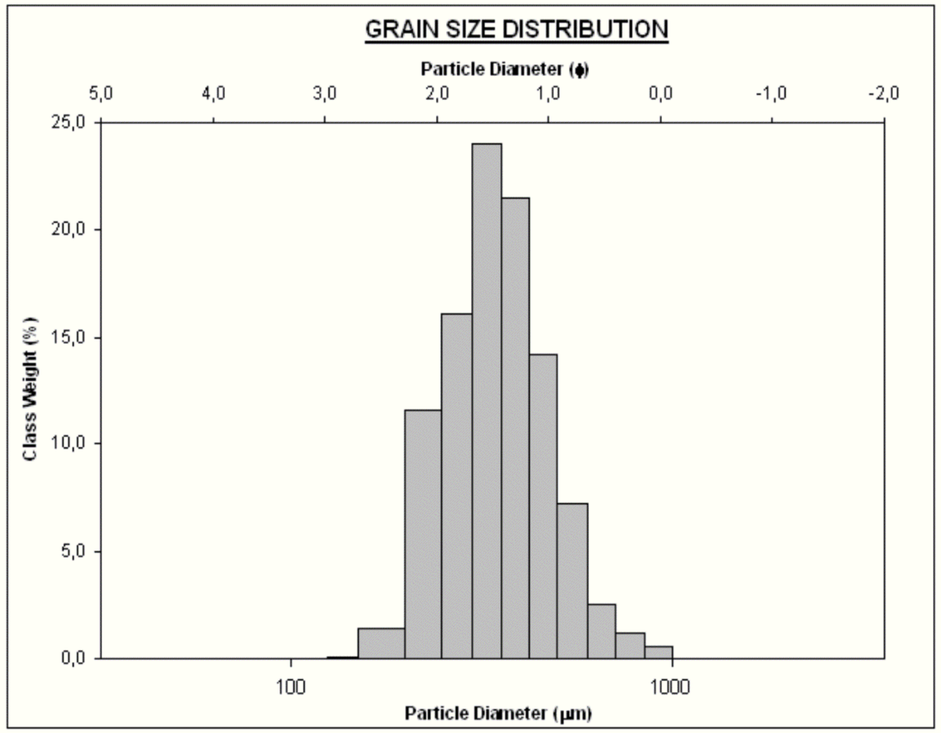
	METHOD OF MOMENTS			FOLK & WARD METHOD		
	Arithmetic µm	Geometric µm	Logarithmic ϕ	Geometric µm	Logarithmic ϕ	Description
MEAN ($\bar{x}$):	363,5	344,2	1,539	341,9	1,548	Medium Sand
SORTING (σ):	120,8	1,369	0,453	1,372	0,457	Well Sorted
SKEWNESS (Sk):	1,265	0,215	-0,215	0,017	-0,017	Symmetrical
KURTOSIS (K):	5,627	2,994	2,994	0,993	0,993	Mesokurtic