SAMPLE STATISTICS

SIEVING ERROR: 0,5%

SAMPLE IDENTITY: **Esquirol**

ANALYST & DATE: CIIRC, 04-06-08

SAMPLE TYPE: Unimodal, Moderately Well Sorted

TEXTURAL GROUP: Sand

SEDIMENT NAME: Moderately Well Sorted Fine Sand

	µm	ϕ
MODE 1:	175,0	2,529
MODE 2:		
MODE 3:		
D_{10}:	143,7	1,430
MEDIAN or D_{50}:	202,0	2,307
D_{90}:	371,1	2,799
(D_{90} / D_{10}):	2,583	1,957
(D_{90} - D_{10}):	227,4	1,369
(D_{75} / D_{25}):	1,511	1,298
(D_{75} - D_{25}):	84,75	0,596

GRAIN SIZE DISTRIBUTION

GRAVEL: 0,0%	COARSE SAND: 4,4%
SAND: 100,0%	MEDIUM SAND: 20,7%
MUD: 0,0%	FINE SAND: 72,4%
	V FINE SAND: 2,5%
V COARSE GRAVEL: 0,0%	V COARSE SILT: 0,0%
COARSE GRAVEL: 0,0%	COARSE SILT: 0,0%
MEDIUM GRAVEL: 0,0%	MEDIUM SILT: 0,0%
FINE GRAVEL: 0,0%	FINE SILT: 0,0%
V FINE GRAVEL: 0,0%	V FINE SILT: 0,0%
V COARSE SAND: 0,0%	CLAY: 0,0%
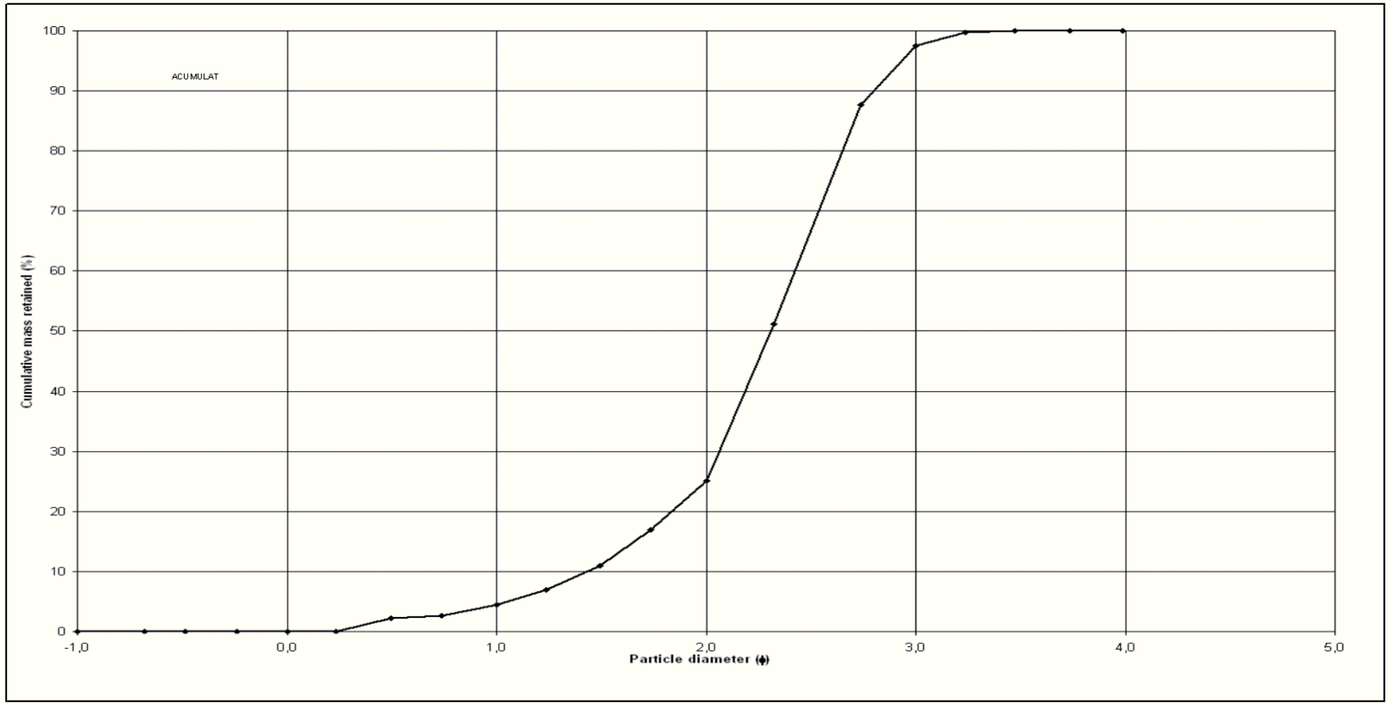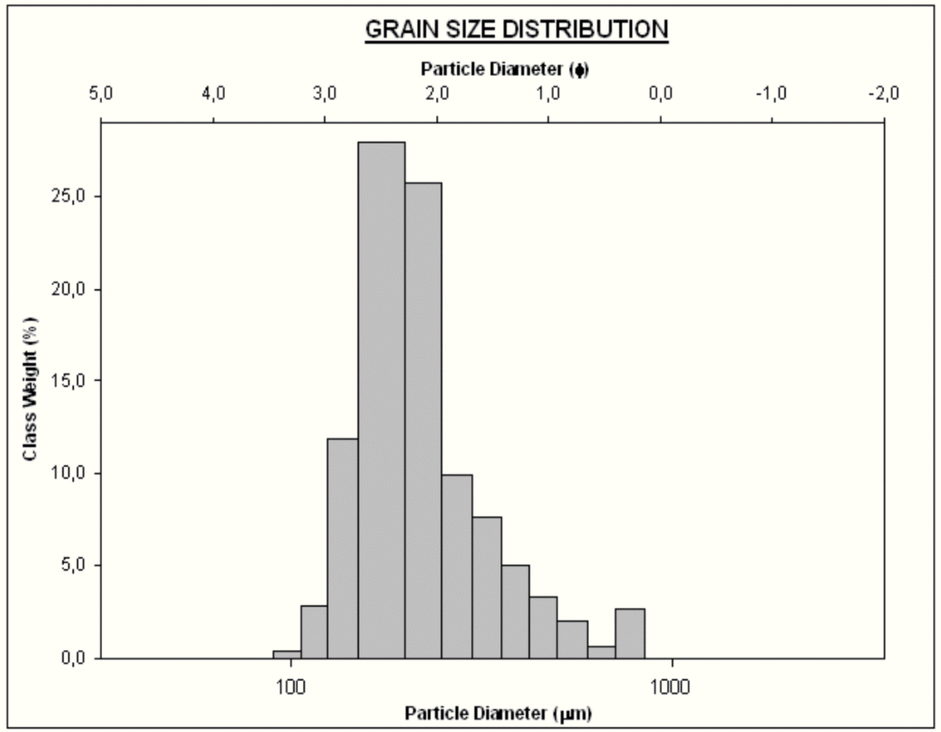
	METHOD OF MOMENTS			FOLK & WARD METHOD		
	Arithmetic µm	Geometric µm	Logarithmic ϕ	Geometric µm	Logarithmic ϕ	Description
MEAN ($\bar{x}$):	238,0	216,7	2,206	212,5	2,235	Fine Sand
SORTING (σ):	120,9	1,474	0,560	1,447	0,533	Moderately Well Sorted
SKEWNESS (Sk):	2,596	1,089	-1,089	0,276	-0,276	Coarse Skewed
KURTOSIS (K):	10,80	5,337	5,337	1,291	1,291	Leptokurtic