SAMPLE STATISTICS

SIEVING ERROR: 0,4%

SAMPLE IDENTITY: **Cap Roig**

ANALYST & DATE: CIIRC, 17-10-08

SAMPLE TYPE: Unimodal, Well Sorted

TEXTURAL GROUP: Sand

SEDIMENT NAME: Well Sorted Fine Sand

	µm	ϕ
MODE 1:	225,0	2,161
MODE 2:		
MODE 3:		
D_{10}:	157,5	1,635
MEDIAN or D_{50}:	229,4	2,124
D_{90}:	321,9	2,666
(D_{90} / D_{10}):	2,044	1,631
(D_{90} - D_{10}):	164,4	1,031
(D_{75} / D_{25}):	1,433	1,278
(D_{75} - D_{25}):	82,95	0,519

GRAIN SIZE DISTRIBUTION

GRAVEL: 0,0%	COARSE SAND: 1,2%
SAND: 100,0%	MEDIUM SAND: 35,2%
MUD: 0,0%	FINE SAND: 62,3%
	V FINE SAND: 1,3%
V COARSE GRAVEL: 0,0%	V COARSE SILT: 0,0%
COARSE GRAVEL: 0,0%	COARSE SILT: 0,0%
MEDIUM GRAVEL: 0,0%	MEDIUM SILT: 0,0%
FINE GRAVEL: 0,0%	FINE SILT: 0,0%
V FINE GRAVEL: 0,0%	V FINE SILT: 0,0%
V COARSE SAND: 0,0%	CLAY: 0,0%
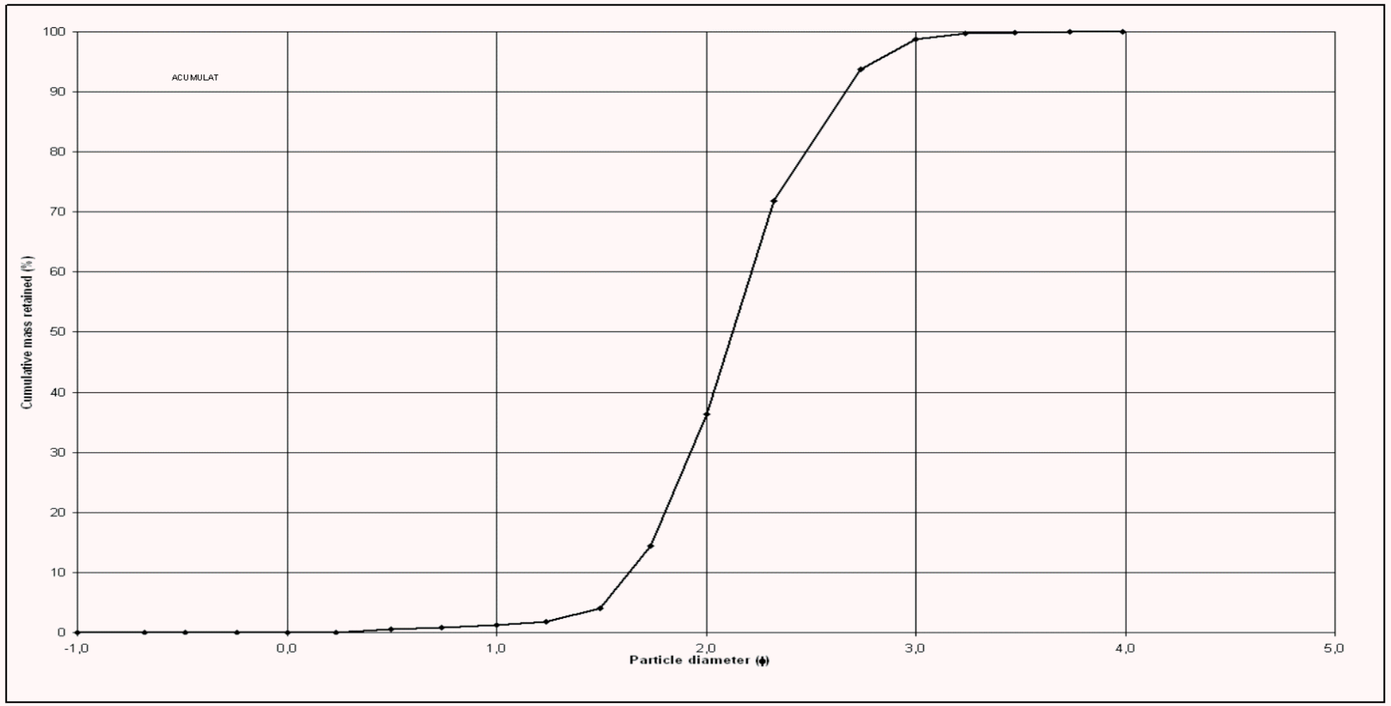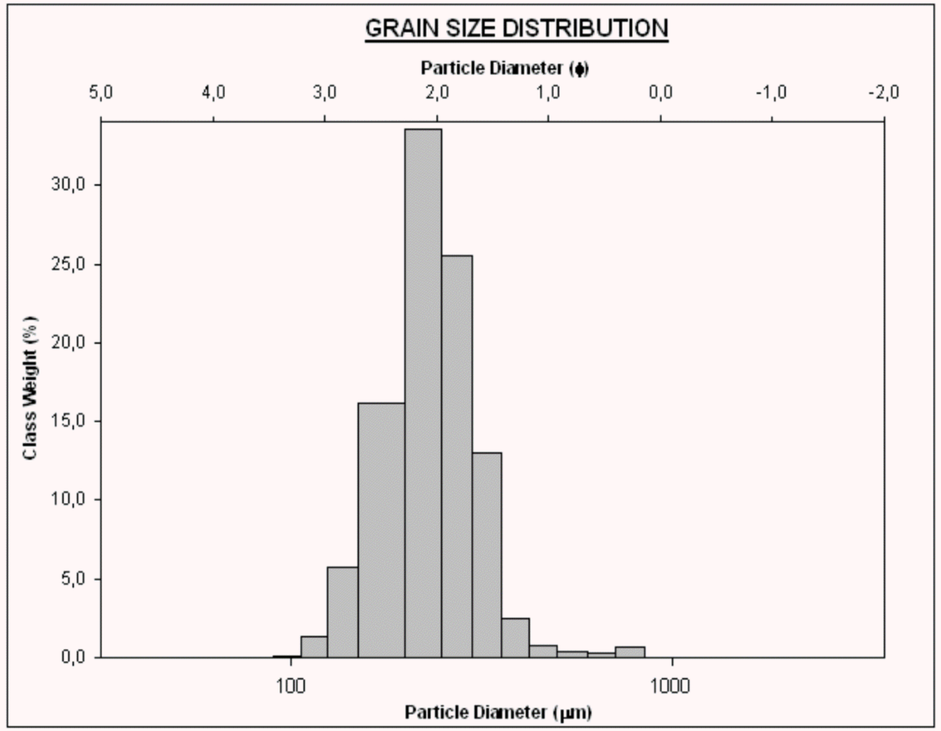
	METHOD OF MOMENTS			FOLK & WARD METHOD		
	Arithmetic µm	Geometric µm	Logarithmic ϕ	Geometric µm	Logarithmic ϕ	Description
MEAN ($\bar{x}$):	240,4	228,9	2,127	226,2	2,144	Fine Sand
SORTING (σ):	78,24	1,335	0,417	1,314	0,394	Well Sorted
SKEWNESS (Sk):	2,701	0,045	-0,045	-0,068	0,068	Symmetrical
KURTOSIS (K):	17,59	9,232	9,232	1,016	1,016	Mesokurtic