SAMPLE STATISTICS

SIEVING ERROR: 0,2%

SAMPLE IDENTITY: **Boncapó**

ANALYST & DATE: CIIRC, 16-10-08

SAMPLE TYPE: Unimodal, Well Sorted

TEXTURAL GROUP: Sand

SEDIMENT NAME: Well Sorted Fine Sand

	µm	ϕ
MODE 1:	175,0	2,529
MODE 2:		
MODE 3:		
D_{10}:	125,2	1,896
MEDIAN or D_{50}:	179,5	2,478
D_{90}:	268,6	2,998
(D_{90} / D_{10}):	2,145	1,581
(D_{90} - D_{10}):	143,4	1,101
(D_{75} / D_{25}):	1,552	1,294
(D_{75} - D_{25}):	79,79	0,634

GRAIN SIZE DISTRIBUTION

GRAVEL: 0,0%	COARSE SAND: 0,6%
SAND: 99,9%	MEDIUM SAND: 12,7%
MUD: 0,1%	FINE SAND: 76,9%
	V FINE SAND: 9,8%
V COARSE GRAVEL: 0,0%	V COARSE SILT: 0,0%
COARSE GRAVEL: 0,0%	COARSE SILT: 0,0%
MEDIUM GRAVEL: 0,0%	MEDIUM SILT: 0,0%
FINE GRAVEL: 0,0%	FINE SILT: 0,0%
V FINE GRAVEL: 0,0%	V FINE SILT: 0,0%
V COARSE SAND: 0,0%	CLAY: 0,0%
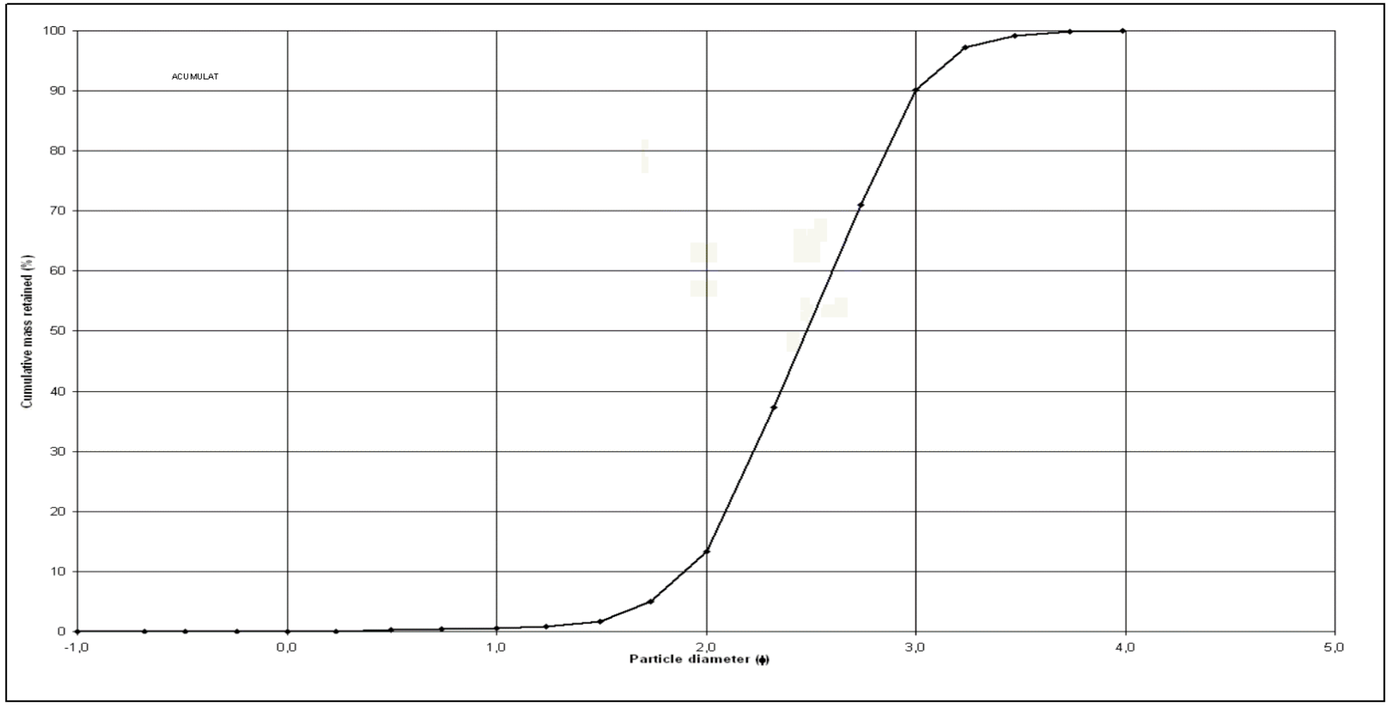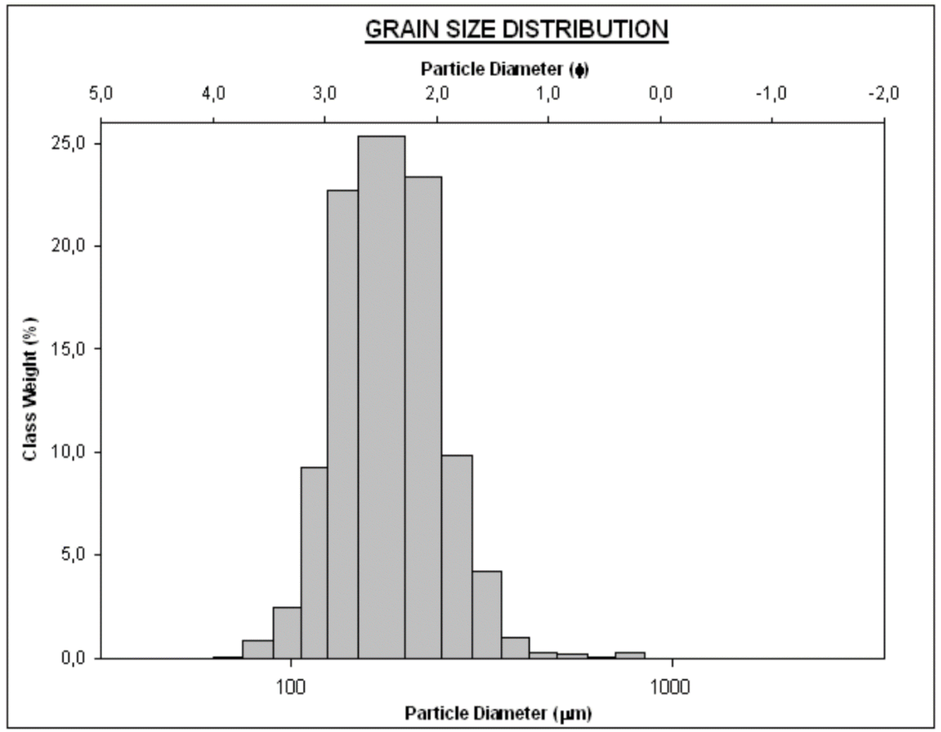
	METHOD OF MOMENTS			FOLK & WARD METHOD		
	Arithmetic µm	Geometric µm	Logarithmic ϕ	Geometric µm	Logarithmic ϕ	Description
MEAN ($\bar{x}$):	192,1	181,1	2,465	179,7	2,476	Fine Sand
SORTING (σ):	68,83	1,377	0,461	1,352	0,435	Well Sorted
SKEWNESS (Sk):	2,800	-0,167	0,167	0,021	-0,021	Symmetrical
KURTOSIS (K):	20,55	9,786	9,786	0,920	0,920	Mesokurtic