SAMPLE STATISTICS

SIEVING ERROR: 0,2%

SAMPLE IDENTITY: **Cala Pixavaques** ANALYST & DATE: CIIRC, 02-10-08

SAMPLE TYPE: Unimodal, Moderately Well Sorted TEXTURAL GROUP: Sand

SEDIMENT NAME: Moderately Well Sorted Fine Sand

	µm	ϕ
MODE 1:	175,0	2,529
MODE 2:		
MODE 3:		
D_{10}:	123,1	1,796
MEDIAN or D_{50}:	175,2	2,513
D_{90}:	287,9	3,022
(D_{90} / D_{10}):	2,338	1,682
(D_{90} - D_{10}):	164,8	1,226
(D_{75} / D_{25}):	1,571	1,300
(D_{75} - D_{25}):	80,72	0,652

GRAIN SIZE DISTRIBUTION

GRAVEL: 0,0%	COARSE SAND: 2,6%
SAND: 99,9%	MEDIUM SAND: 10,9%
MUD: 0,1%	FINE SAND: 75,0%
	V FINE SAND: 10,6%
V COARSE GRAVEL: 0,0%	V COARSE SILT: 0,0%
COARSE GRAVEL: 0,0%	COARSE SILT: 0,0%
MEDIUM GRAVEL: 0,0%	MEDIUM SILT: 0,0%
FINE GRAVEL: 0,0%	FINE SILT: 0,0%
V FINE GRAVEL: 0,0%	V FINE SILT: 0,0%
V COARSE SAND: 0,7%	CLAY: 0,0%
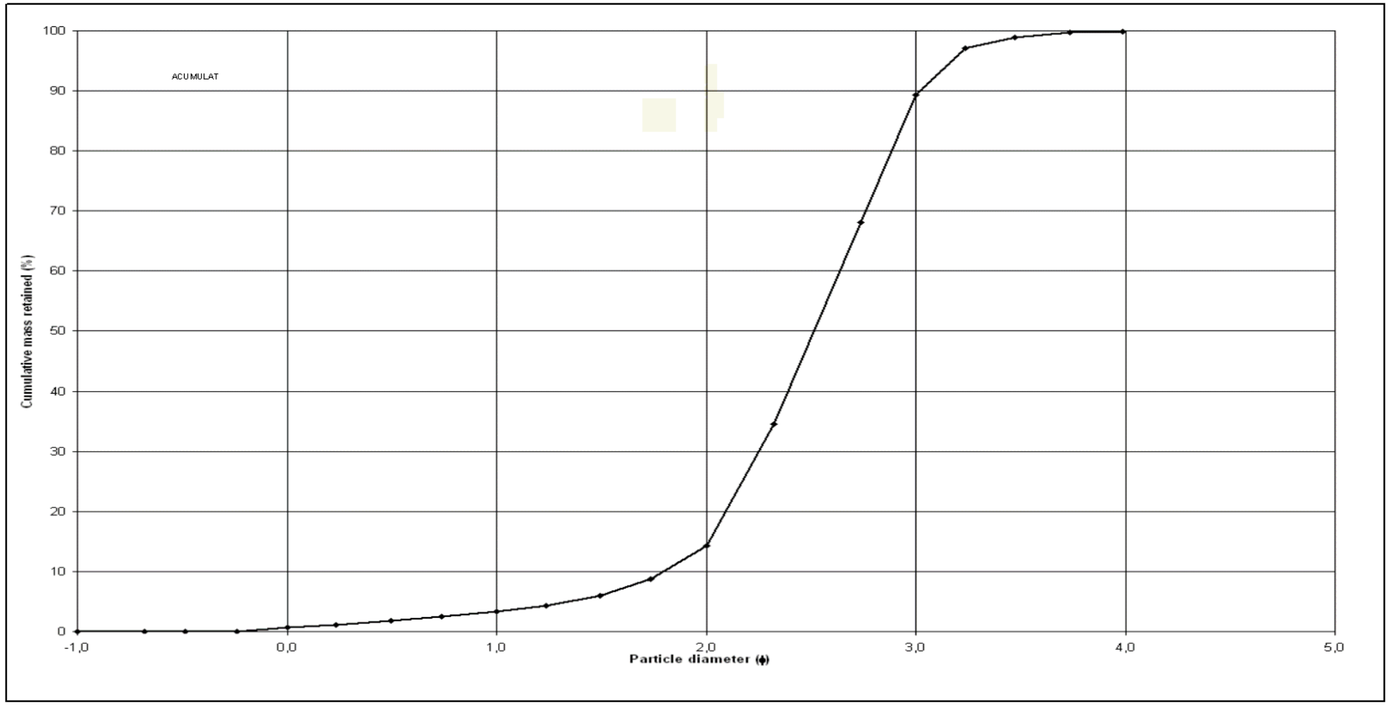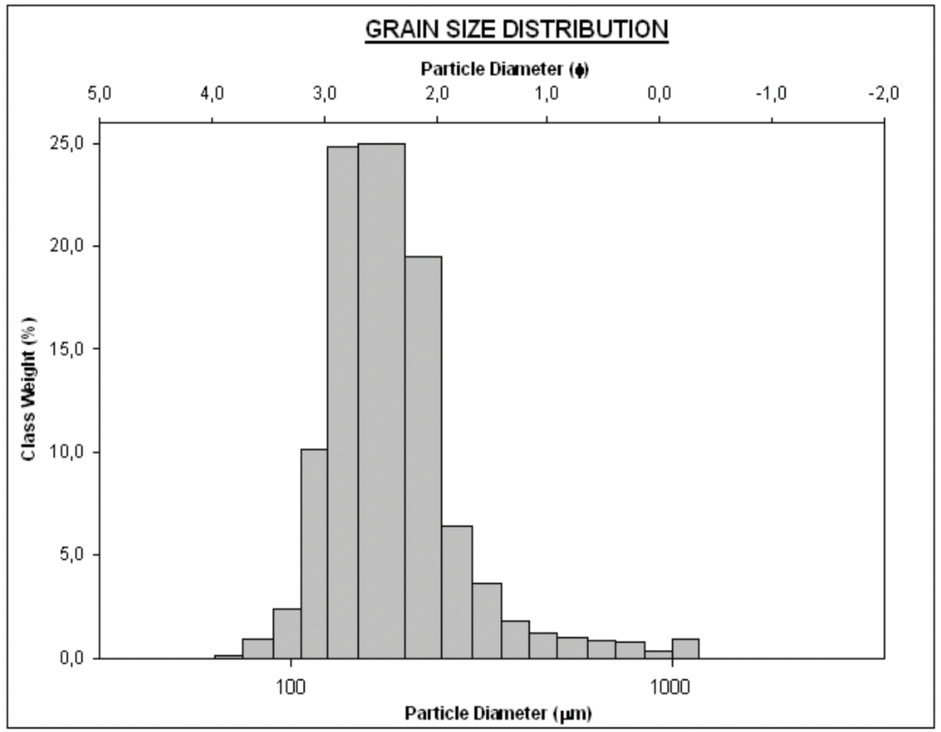
	METHOD OF MOMENTS			FOLK & WARD METHOD		
	Arithmetic µm	Geometric µm	Logarithmic ϕ	Geometric µm	Logarithmic ϕ	Description
MEAN ($\bar{x}$):	206,2	184,6	2,438	177,8	2,492	Fine Sand
SORTING (σ):	128,2	1,514	0,598	1,418	0,503	Moderately Well Sorted
SKEWNESS (Sk):	4,131	0,944	-0,944	0,173	-0,173	Coarse Skewed
KURTOSIS (K):	24,30	9,745	9,745	1,149	1,149	Leptokurtic