SAMPLE STATISTICS

SIEVING ERROR: 0,1%

SAMPLE IDENTITY: **Rovira**

ANALYST & DATE: CIIRC, 20-04-09

SAMPLE TYPE: Unimodal, Very Well Sorted

TEXTURAL GROUP: Sand

SEDIMENT NAME: Very Well Sorted Very Coarse Sand

	µm	ϕ
MODE 1:	1800,0	-0,839
MODE 2:		
MODE 3:		
D_{10}:	1647,4	-2,013
MEDIAN or D_{50}:	1611,0	-0,688
D_{90}:	4035,2	-0,720
(D_{90} / D_{10}):	2,449	0,358
(D_{90} - D_{10}):	2387,8	1,292
(D_{75} / D_{25}):	0,651	2,798
(D_{75} - D_{25}):	-679,428	-0,619

GRAIN SIZE DISTRIBUTION

GRAVEL: 0,0%	COARSE SAND: 0,1%
SAND: 100,0%	MEDIUM SAND: 0,0%
MUD: 0,0%	FINE SAND: 0,0%
	V FINE SAND: 0,0%
V COARSE GRAVEL: 0,0%	V COARSE SILT: 0,0%
COARSE GRAVEL: 0,0%	COARSE SILT: 0,0%
MEDIUM GRAVEL: 0,0%	MEDIUM SILT: 0,0%
FINE GRAVEL: 0,0%	FINE SILT: 0,0%
V FINE GRAVEL: 0,0%	V FINE SILT: 0,0%
V COARSE SAND: 99,9%	CLAY: 0,0%
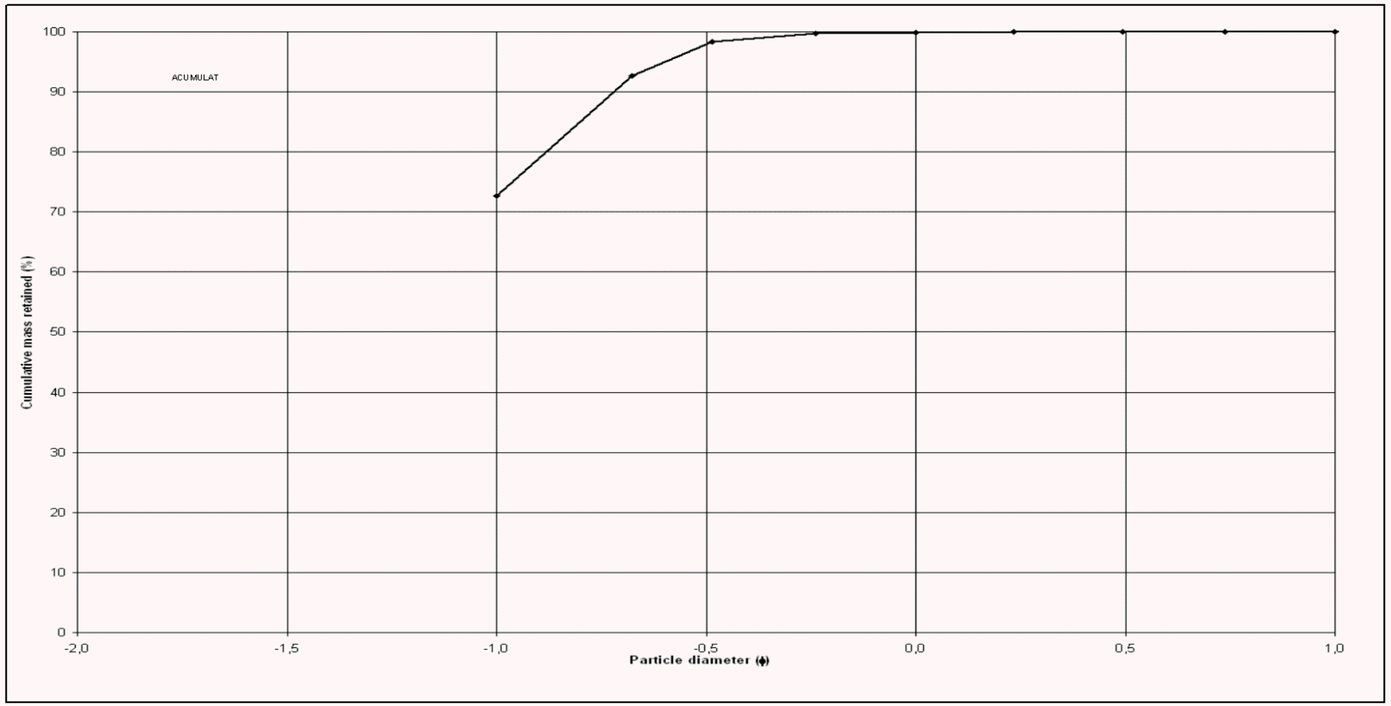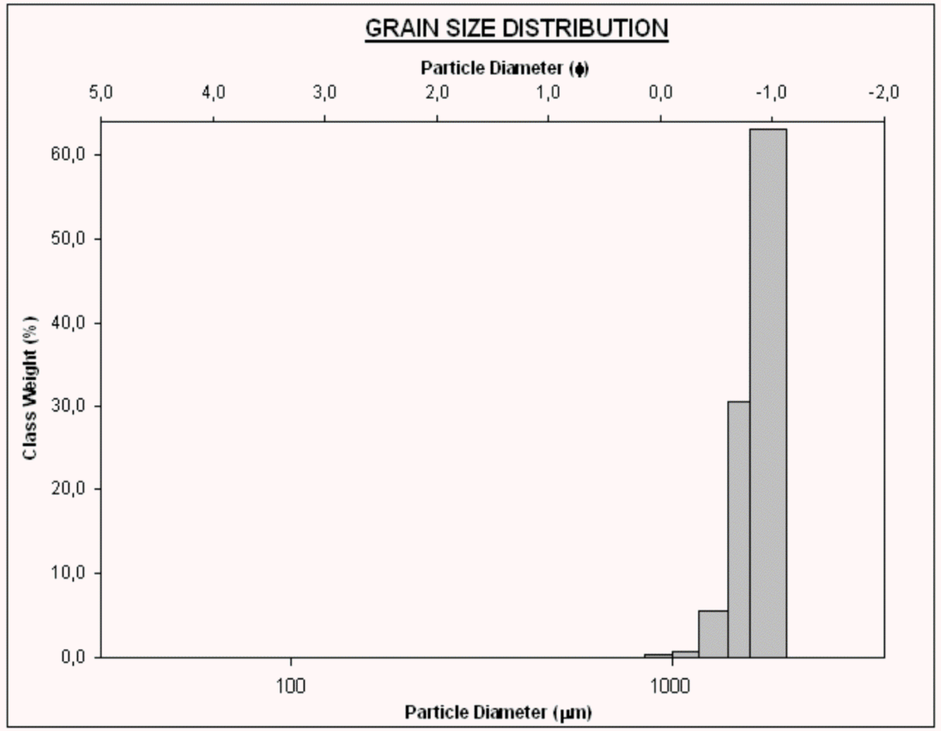
	METHOD OF MOMENTS			FOLK & WARD METHOD		
	Arithmetic µm	Geometric µm	Logarithmic ϕ	Geometric µm	Logarithmic ϕ	Description
MEAN ($\bar{x}$):	465,4	7,613	-0,206	1489,7	-0,575	Very Coarse Sand
SORTING (σ):	764,2	27,42	0,345	0,853	-0,229	Very Well Sorted
SKEWNESS (Sk):	1,058	1,019	-1,151	0,954	-0,954	Very Coarse Skewed
KURTOSIS (K):	2,166	2,039	2,429	0,351	0,351	Very Platykurtic