SAMPLE STATISTICS

SIEVING ERROR: 0,2%

SAMPLE IDENTITY: **Tamariu**

ANALYST & DATE: CIIRC, 29-04-09

SAMPLE TYPE: Unimodal, Very Well Sorted

TEXTURAL GROUP: Sand

SEDIMENT NAME: Very Well Sorted Very Coarse Sand

	µm	ϕ
MODE 1:	1800,0	-0,839
MODE 2:		
MODE 3:		
D_{10}:	1334,9	-1,739
MEDIAN or D_{50}:	1860,2	-0,895
D_{90}:	3337,0	-0,417
(D_{90} / D_{10}):	2,500	0,240
(D_{90} - D_{10}):	2002,1	1,322
(D_{75} / D_{25}):	0,819	1,642
(D_{75} - D_{25}):	-300,852	-0,288

GRAIN SIZE DISTRIBUTION

GRAVEL: 0,0%	COARSE SAND: 1,0%
SAND: 100,0%	MEDIUM SAND: 0,0%
MUD: 0,0%	FINE SAND: 0,0%
	V FINE SAND: 0,0%
V COARSE GRAVEL: 0,0%	V COARSE SILT: 0,0%
COARSE GRAVEL: 0,0%	COARSE SILT: 0,0%
MEDIUM GRAVEL: 0,0%	MEDIUM SILT: 0,0%
FINE GRAVEL: 0,0%	FINE SILT: 0,0%
V FINE GRAVEL: 0,0%	V FINE SILT: 0,0%
V COARSE SAND: 99,0%	CLAY: 0,0%
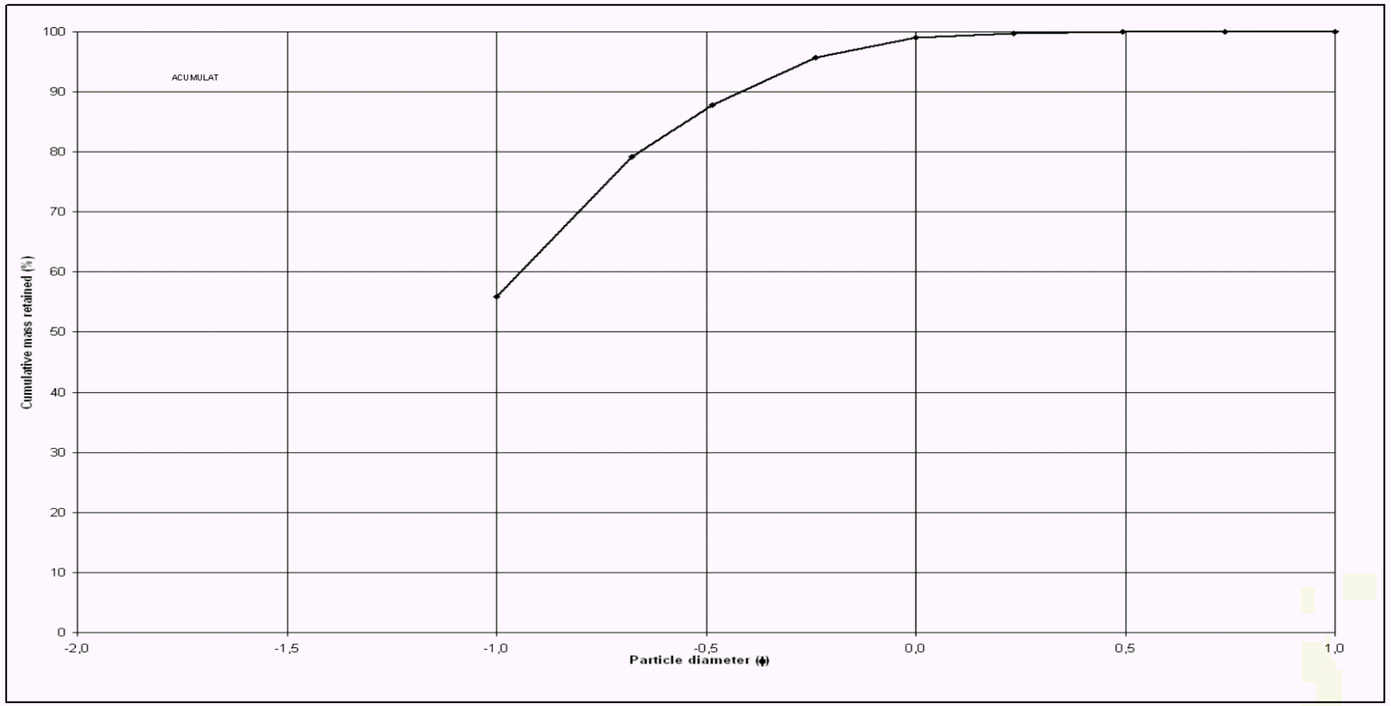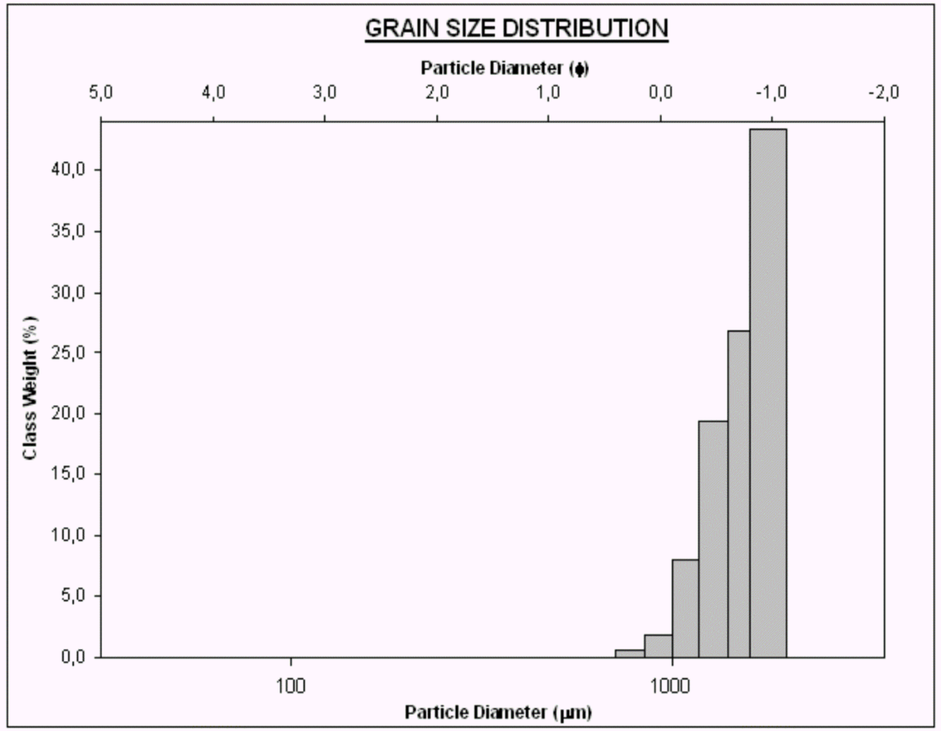
	METHOD OF MOMENTS			FOLK & WARD METHOD		
	Arithmetic µm	Geometric µm	Logarithmic ϕ	Geometric µm	Logarithmic ϕ	Description
MEAN ($\bar{x}$):	696,1	25,60	-0,277	1498,9	-0,584	Very Coarse Sand
SORTING (σ):	802,5	38,40	0,358	0,935	-0,097	Very Well Sorted
SKEWNESS (Sk):	0,365	0,238	-0,672	5,813	-5,813	Very Coarse Skewed
KURTOSIS (K):	1,264	1,061	1,705	0,246	0,246	Very Platykurtic