SAMPLE STATISTICS

SIEVING ERROR: 0,0%

SAMPLE IDENTITY: **San Pol**

ANALYST & DATE: CIIRC, 31-03-09

SAMPLE TYPE: Polymodal, Poorly Sorted

TEXTURAL GROUP: Sand

SEDIMENT NAME: Poorly Sorted Medium Sand

	µm	ϕ
MODE 1:	225,0	2,161
MODE 2:	1800,0	-0,839
MODE 3:	1290,0	-0,362
D_{10}:	202,0	-0,945
MEDIAN or D_{50}:	380,5	1,394
D_{90}:	1924,9	2,308
(D_{90} / D_{10}):	9,529	-2,442
(D_{90} - D_{10}):	1722,9	3,252
(D_{75} / D_{25}):	4,388	-18,911
(D_{75} - D_{25}):	831,6	2,134

GRAIN SIZE DISTRIBUTION

GRAVEL: 0,0%	COARSE SAND: 13,5%
SAND: 100,0%	MEDIUM SAND: 33,5%
MUD: 0,0%	FINE SAND: 26,0%
	V FINE SAND: 0,3%
V COARSE GRAVEL: 0,0%	V COARSE SILT: 0,0%
COARSE GRAVEL: 0,0%	COARSE SILT: 0,0%
MEDIUM GRAVEL: 0,0%	MEDIUM SILT: 0,0%
FINE GRAVEL: 0,0%	FINE SILT: 0,0%
V FINE GRAVEL: 0,0%	V FINE SILT: 0,0%
V COARSE SAND: 26,5%	CLAY: 0,0%
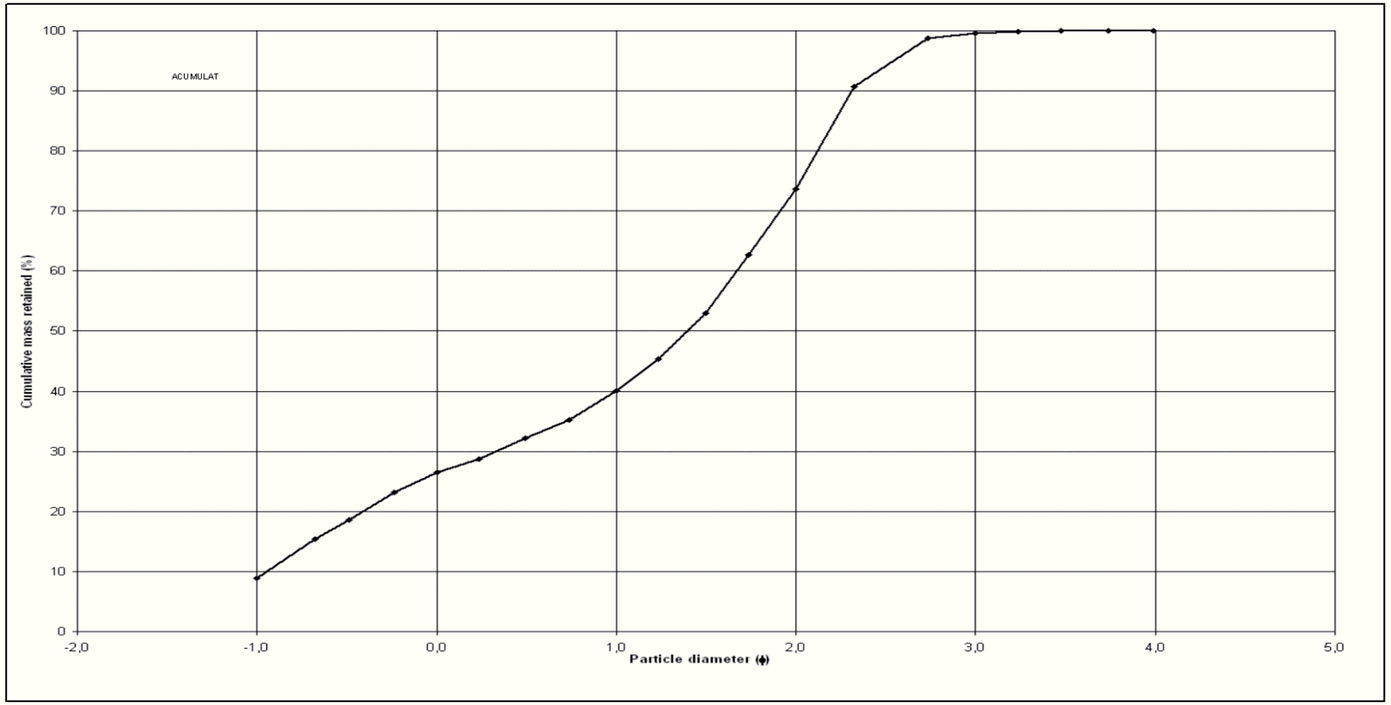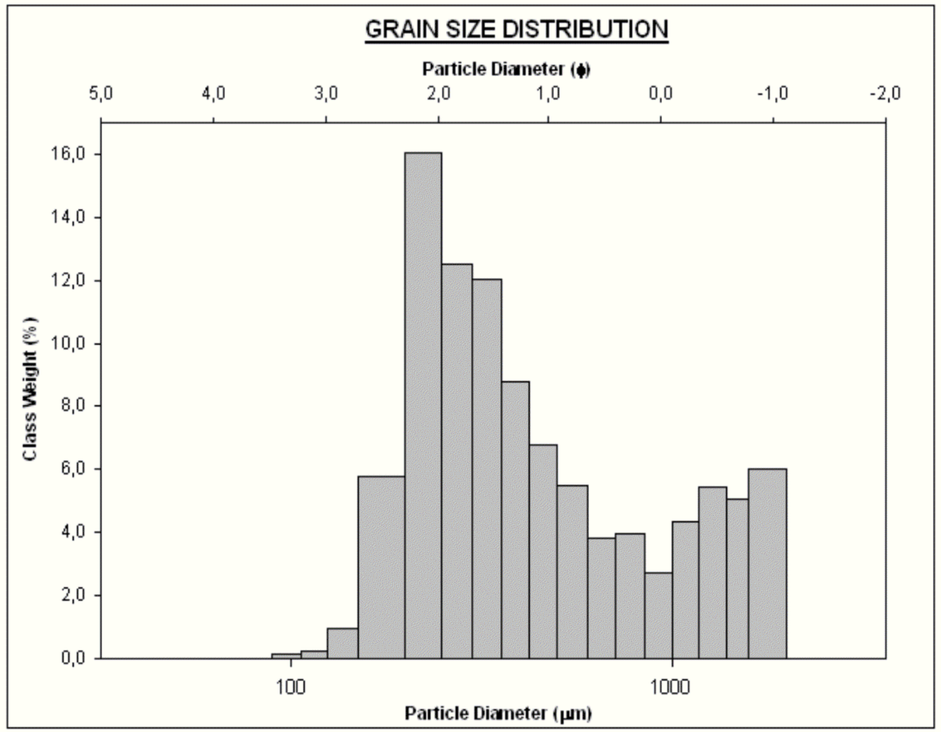
	METHOD OF MOMENTS			FOLK & WARD METHOD		
	Arithmetic	Geometric	Logarithmic	Geometric	Logarithmic	Description
	µm	µm	ϕ	µm	ϕ	
MEAN ($\bar{x}$):	524,3	249,2	1,118	506,0	0,983	Coarse Sand
SORTING (σ):	493,5	6,433	1,072	2,264	1,179	Poorly Sorted
SKEWNESS (Sk):	1,404	-2,141	-0,302	0,348	-0,348	Very Coarse Skewed
KURTOSIS (K):	3,890	7,038	2,240	0,596	0,596	Very Platykurtic