SAMPLE STATISTICS

SIEVING ERROR: 0,6%

SAMPLE IDENTITY: **Pletera**

ANALYST & DATE: CIIRC, 18-06-09

SAMPLE TYPE: Bimodal, Moderately Sorted

TEXTURAL GROUP: Sand

SEDIMENT NAME: Moderately Sorted Medium Sand

	µm	ϕ
MODE 1:	327,5	1,616
MODE 2:	1500,0	-0,582
MODE 3:		
D_{10}:	213,8	-0,097
MEDIAN or D_{50}:	334,1	1,582
D_{90}:	1069,9	2,226
(D_{90} / D_{10}):	5,003	-22,843
(D_{90} - D_{10}):	856,0	2,323
(D_{75} / D_{25}):	1,985	2,026
(D_{75} - D_{25}):	254,4	0,989

GRAIN SIZE DISTRIBUTION

GRAVEL: 0,0%	COARSE SAND: 14,9%
SAND: 100,0%	MEDIUM SAND: 52,3%
MUD: 0,0%	FINE SAND: 21,8%
	V FINE SAND: 0,1%
V COARSE GRAVEL: 0,0%	V COARSE SILT: 0,0%
COARSE GRAVEL: 0,0%	COARSE SILT: 0,0%
MEDIUM GRAVEL: 0,0%	MEDIUM SILT: 0,0%
FINE GRAVEL: 0,0%	FINE SILT: 0,0%
V FINE GRAVEL: 0,0%	V FINE SILT: 0,0%
V COARSE SAND: 10,9%	CLAY: 0,0%
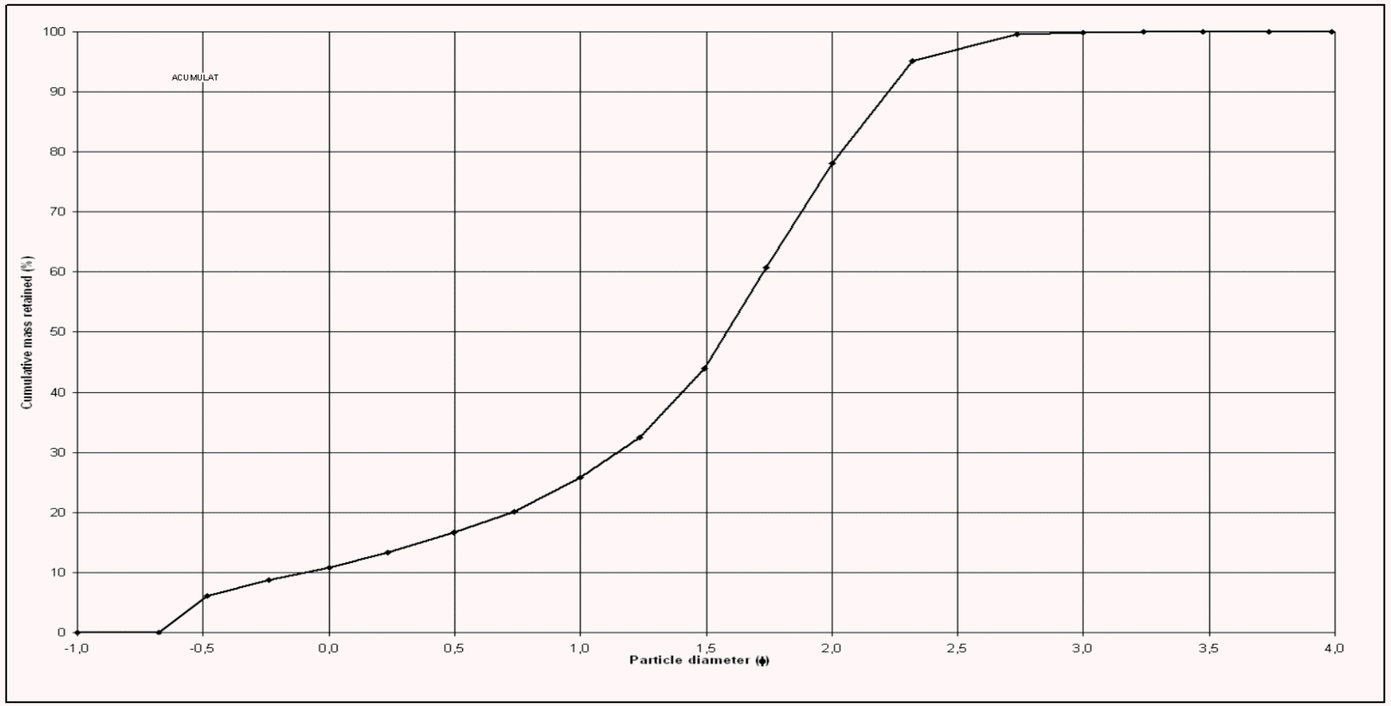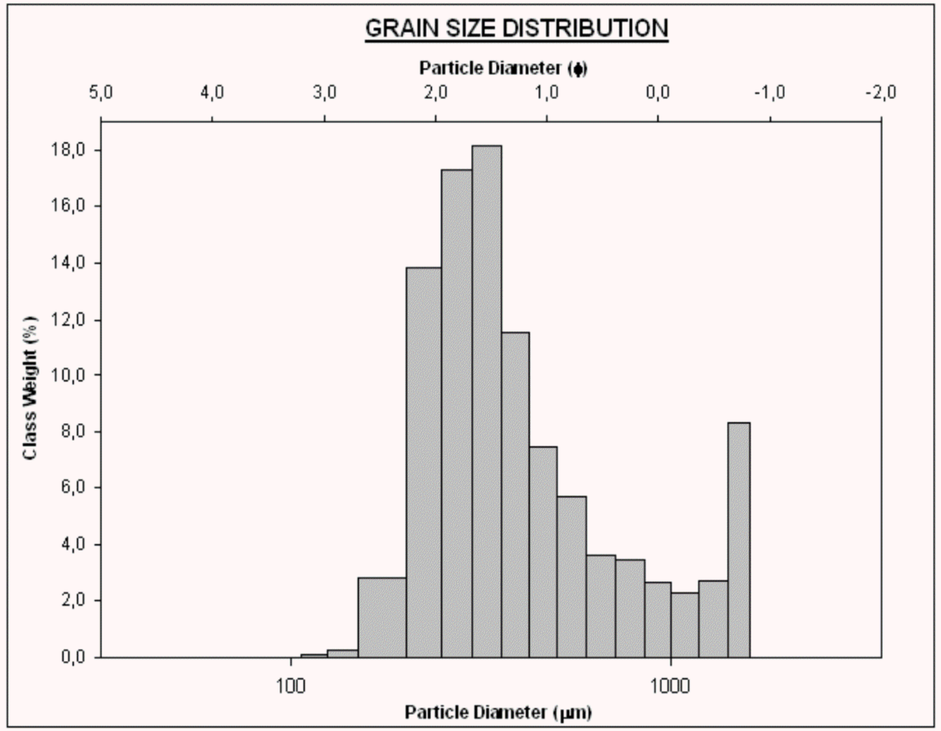
	METHOD OF MOMENTS			FOLK & WARD METHOD		
	Arithmetic µm	Geometric µm	Logarithmic ϕ	Geometric µm	Logarithmic ϕ	Description
MEAN ($\bar{x}$):	476,3	390,1	1,358	384,6	1,379	Medium Sand
SORTING (σ):	354,8	1,785	0,836	1,800	0,848	Moderately Sorted
SKEWNESS (Sk):	1,836	0,937	-0,937	0,423	-0,423	Very Coarse Skewed
KURTOSIS (K):	5,343	3,061	3,061	1,178	1,178	Leptokurtic