SAMPLE STATISTICS

SIEVING ERROR: 0,2%

SAMPLE IDENTITY: **Cunit**

ANALYST & DATE: CIIRC, 27-02-08

SAMPLE TYPE: Unimodal, Very Well Sorted

TEXTURAL GROUP: Sand

SEDIMENT NAME: Very Well Sorted Fine Sand

	µm	ϕ
MODE 1:	181,0	2,487
MODE 2:		
MODE 3:		
D_{10}:	136,7	2,016
MEDIAN or D_{50}:	182,0	2,458
D_{90}:	247,2	2,871
(D_{90} / D_{10}):	1,809	1,424
(D_{90} - D_{10}):	110,6	0,855
(D_{75} / D_{25}):	1,352	1,194
(D_{75} - D_{25}):	55,08	0,435

GRAIN SIZE DISTRIBUTION

GRAVEL: 0,0%	COARSE SAND: 0,0%
SAND: 100,0%	MEDIUM SAND: 8,9%
MUD: 0,0%	FINE SAND: 88,6%
	V FINE SAND: 2,4%
V COARSE GRAVEL: 0,0%	V COARSE SILT: 0,0%
COARSE GRAVEL: 0,0%	COARSE SILT: 0,0%
MEDIUM GRAVEL: 0,0%	MEDIUM SILT: 0,0%
FINE GRAVEL: 0,0%	FINE SILT: 0,0%
V FINE GRAVEL: 0,0%	V FINE SILT: 0,0%
V COARSE SAND: 0,0%	CLAY: 0,0%
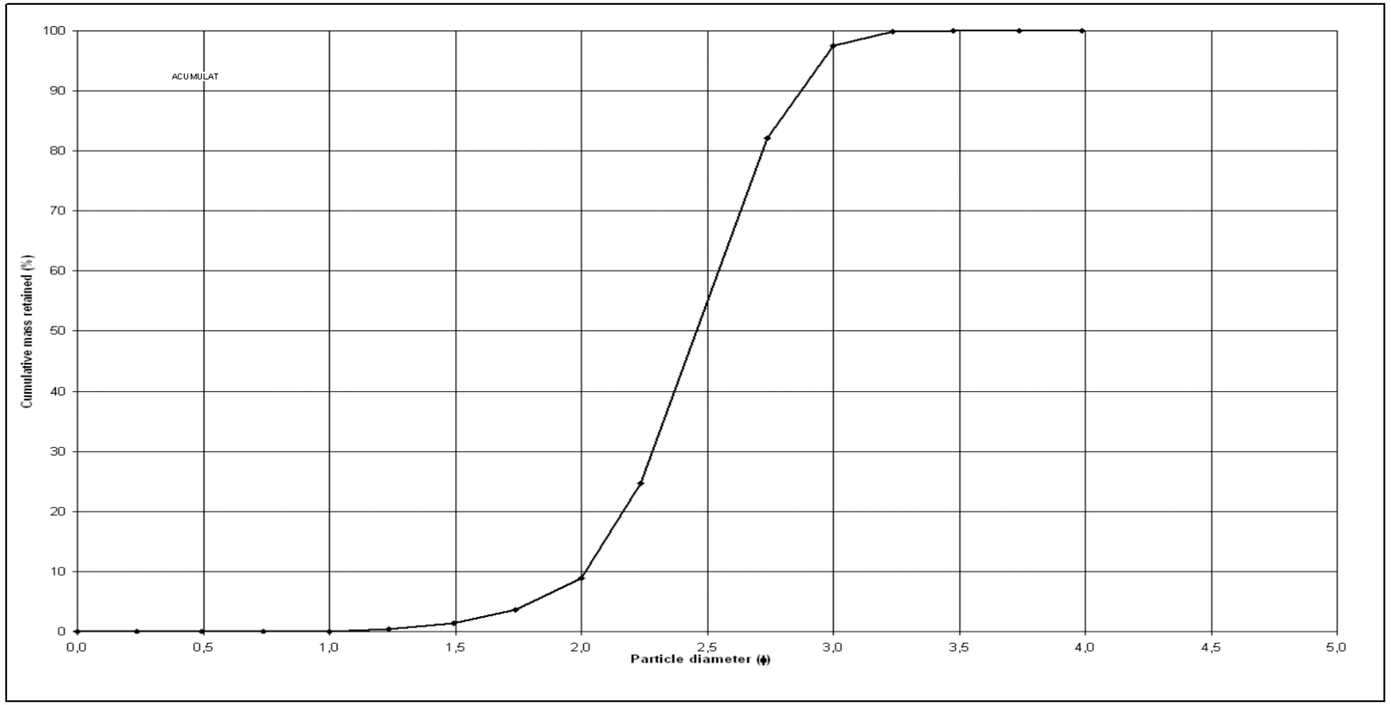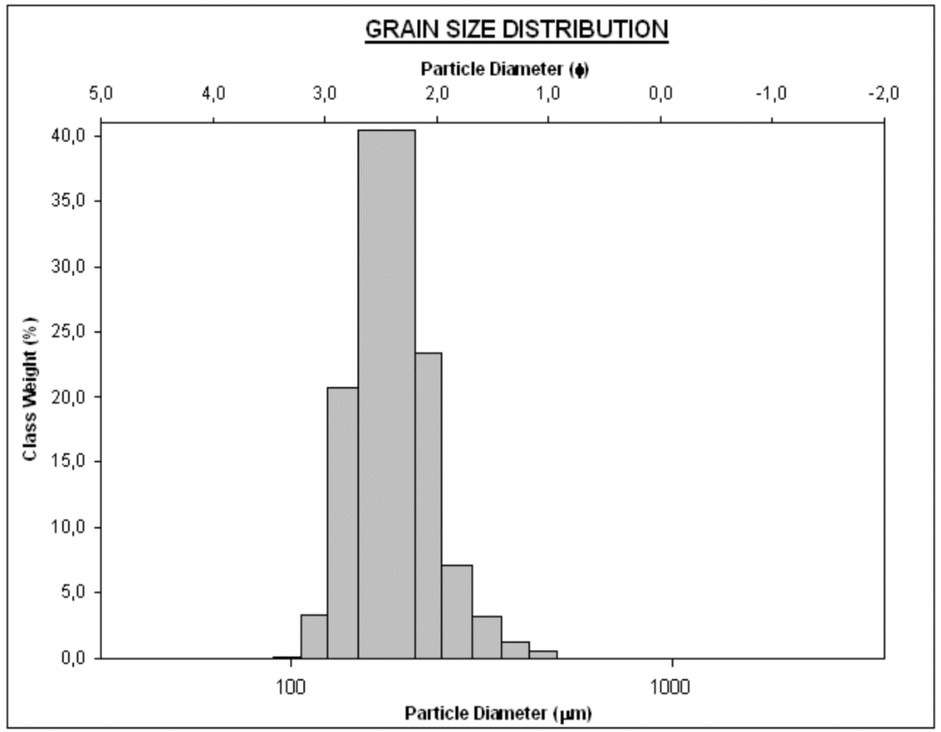
	METHOD OF MOMENTS			FOLK & WARD METHOD		
	Arithmetic	Geometric	Logarithmic	Geometric	Logarithmic	Description
	µm	µm	ϕ	µm	ϕ	
MEAN ($\bar{x}$):	192,0	184,9	2,435	183,7	2,445	Fine Sand
SORTING (σ):	48,61	1,257	0,330	1,266	0,340	Very Well Sorted
SKEWNESS (Sk):	1,853	0,706	-0,706	0,096	-0,096	Symmetrical
KURTOSIS (K):	8,807	5,154	5,154	1,084	1,084	Mesokurtic