SAMPLE STATISTICS

SIEVING ERROR: 0,0%

SAMPLE IDENTITY: **Morer**

ANALYST & DATE: CIIRC, 28/05/07

SAMPLE TYPE: Unimodal, Very Well Sorted

TEXTURAL GROUP: Sand

SEDIMENT NAME: Very Well Sorted Very Coarse Sand

	µm	ϕ
MODE 1:	1800,0	-0,839
MODE 2:		
MODE 3:		
D_{10}:	1607,0	-1,443
MEDIAN or D_{50}:	1842,0	-0,881
D_{90}:	2719,8	-0,684
(D_{90} / D_{10}):	1,692	0,474
(D_{90} - D_{10}):	1112,7	0,759
(D_{75} / D_{25}):	0,765	1,876
(D_{75} - D_{25}):	-416,461	-0,386

GRAIN SIZE DISTRIBUTION

GRAVEL: 0,0%	COARSE SAND: 0,0%
SAND: 100,0%	MEDIUM SAND: 0,0%
MUD: 0,0%	FINE SAND: 0,0%
	V FINE SAND: 0,0%
V COARSE GRAVEL: 0,0%	V COARSE SILT: 0,0%
COARSE GRAVEL: 0,0%	COARSE SILT: 0,0%
MEDIUM GRAVEL: 0,0%	MEDIUM SILT: 0,0%
FINE GRAVEL: 0,0%	FINE SILT: 0,0%
V FINE GRAVEL: 0,0%	V FINE SILT: 0,0%
V COARSE SAND: 99,9%	CLAY: 0,0%

	METHOD OF MOMENTS			FOLK & WARD METHOD		
	Arithmetic	Geometric	Logarithmic	Geometric	Logarithmic	Description
	µm	µm	ϕ	µm	ϕ	
MEAN ($\bar{x}$):	745,9	25,00	-0,333	1552,8	-0,635	Very Coarse Sand
SORTING (σ):	860,4	39,95	0,404	0,878	-0,187	Very Well Sorted
SKEWNESS (Sk):	0,309	0,273	0,555	1,965	-1,965	Very Coarse Skewed
KURTOSIS (K):	1,132	1,076	17,53	0,507	0,507	Very Platykurtic

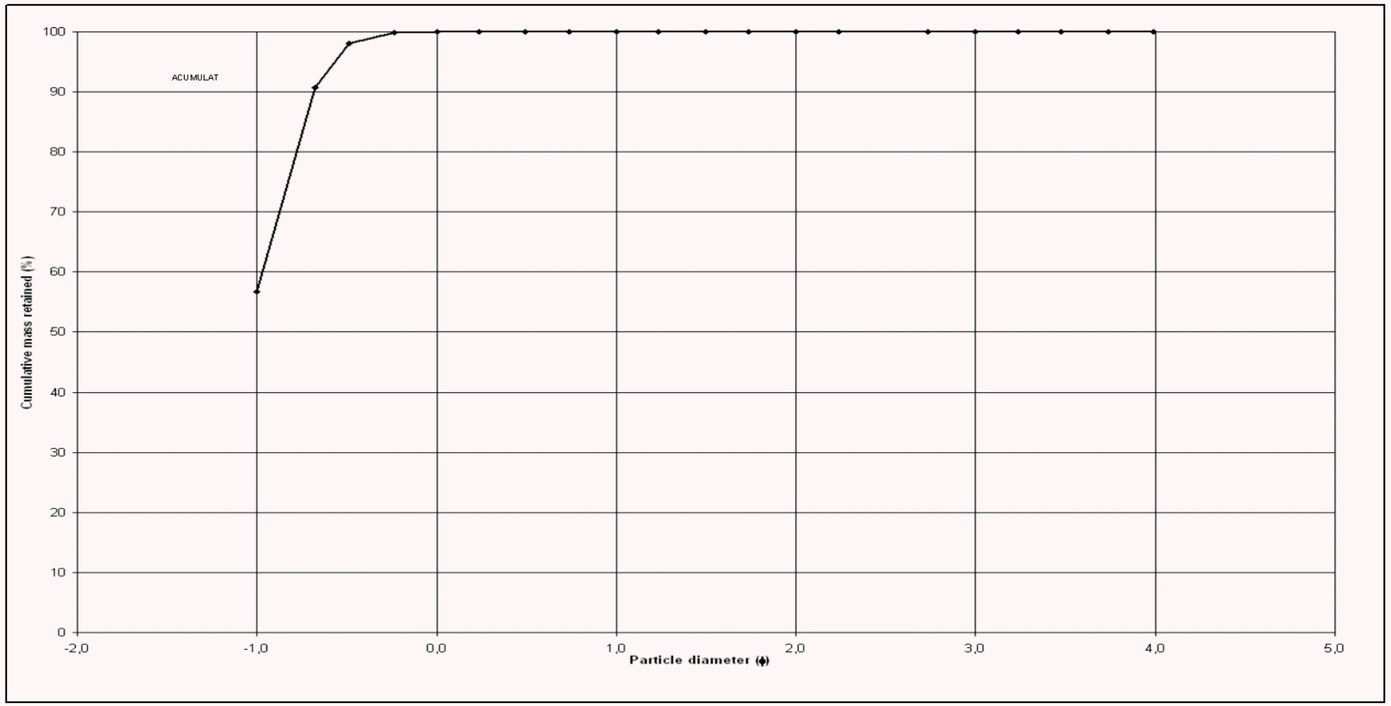

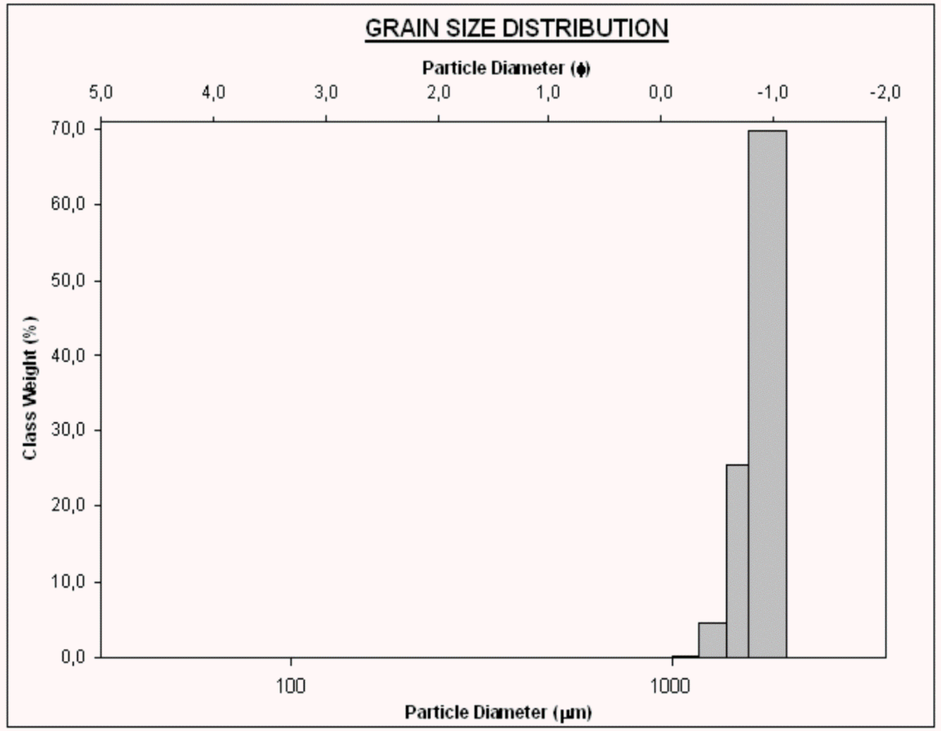



Barcelona	Maresme	Sant Pol de Mar	Platja del Morer	Tram 15	Codi: MASP088