SAMPLE STATISTICS

SIEVING ERROR: 0,5%

SAMPLE IDENTITY: **Suis**

ANALYST & DATE: CIIRC, 04-11-08

SAMPLE TYPE: Polymodal, Poorly Sorted

TEXTURAL GROUP: Sand

SEDIMENT NAME: Poorly Sorted Very Coarse Sand

	µm	ϕ
MODE 1:	225,0	2,161
MODE 2:	1800,0	-0,839
MODE 3:	1090,0	-0,119
D_{10}:	201,2	-1,587
MEDIAN or D_{50}:	629,0	0,669
D_{90}:	3004,9	2,314
(D_{90} / D_{10}):	14,94	-1,458
(D_{90} - D_{10}):	2803,8	3,901
(D_{75} / D_{25}):	7,610	-2,286
(D_{75} - D_{25}):	1610,7	2,928

GRAIN SIZE DISTRIBUTION

GRAVEL: 0,0%	COARSE SAND: 10,9%
SAND: 100,0%	MEDIUM SAND: 20,4%
MUD: 0,0%	FINE SAND: 26,6%
	V FINE SAND: 0,4%
V COARSE GRAVEL: 0,0%	V COARSE SILT: 0,0%
COARSE GRAVEL: 0,0%	COARSE SILT: 0,0%
MEDIUM GRAVEL: 0,0%	MEDIUM SILT: 0,0%
FINE GRAVEL: 0,0%	FINE SILT: 0,0%
V FINE GRAVEL: 0,0%	V FINE SILT: 0,0%
V COARSE SAND: 41,7%	CLAY: 0,0%

	METHOD OF MOMENTS			FOLK & WARD METHOD		
	Arithmetic	Geometric	Logarithmic	Geometric	Logarithmic	Description
	µm	µm	ϕ	µm	ϕ	
MEAN ($\bar{x}$):	497,8	115,8	0,909	608,9	0,716	Coarse Sand
SORTING (σ):	557,3	13,93	1,162	2,225	1,154	Poorly Sorted
SKEWNESS (Sk):	1,254	-1,064	0,107	-0,203	0,203	Fine Skewed
KURTOSIS (K):	3,286	2,550	1,799	0,390	0,390	Very Platykurtic

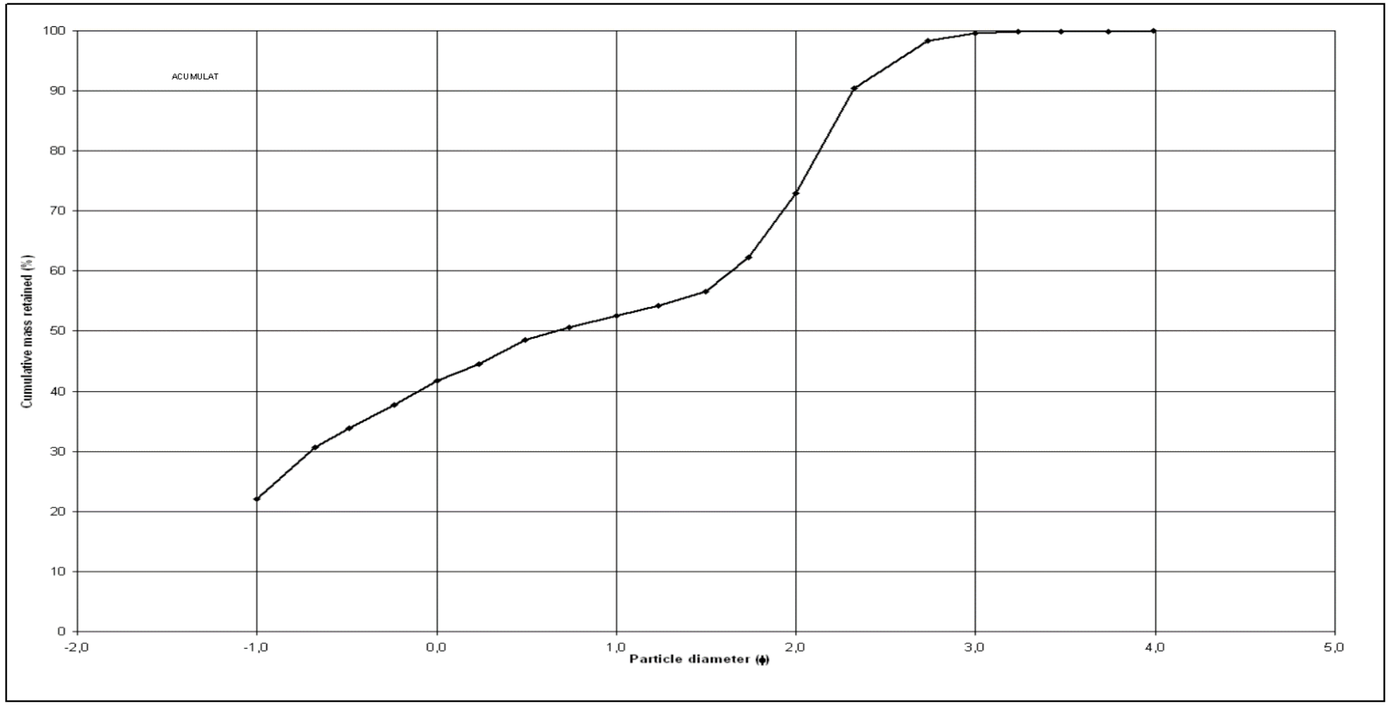

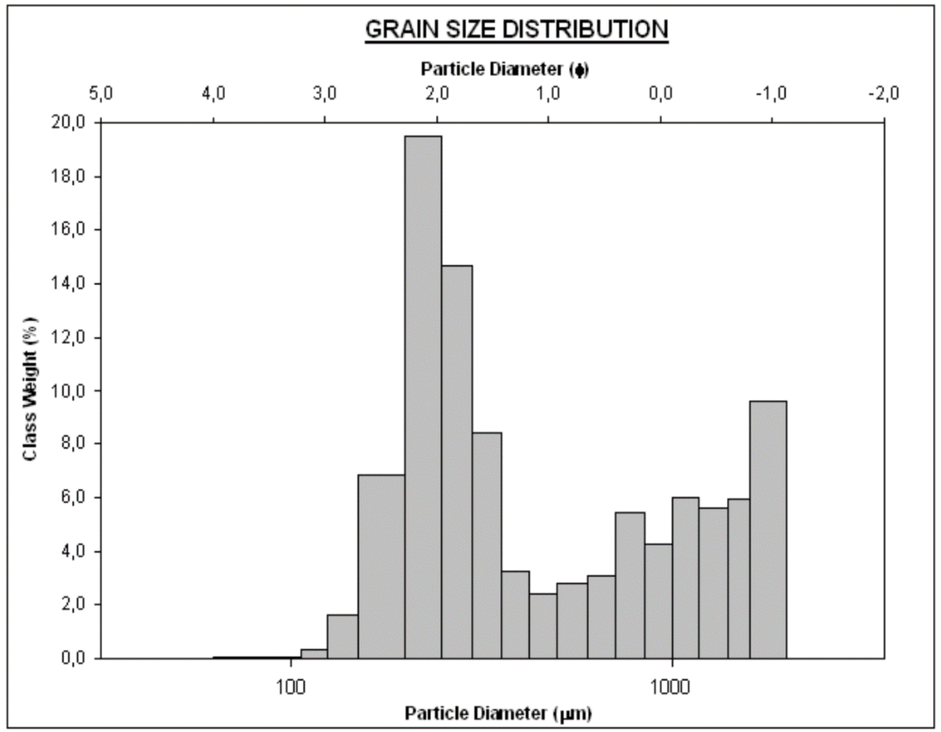



Tarragona	Montsià	Sant Carles de la Ràpita	Platja del Suis	Tram 1	Codi: MOSC008