SAMPLE STATISTICS

SIEVING ERROR: 0,3%

SAMPLE IDENTITY: **Creixell**

ANALYST & DATE: CIIRC, 11-03-08

SAMPLE TYPE: Unimodal, Well Sorted

TEXTURAL GROUP: Sand

SEDIMENT NAME: Well Sorted Fine Sand

	µm	ϕ
MODE 1:	225,0	2,161
MODE 2:		
MODE 3:		
D_{10}:	172,0	1,325
MEDIAN or D_{50}:	247,7	2,013
D_{90}:	399,0	2,540
(D_{90} / D_{10}):	2,320	1,916
(D_{90} - D_{10}):	227,0	1,214
(D_{75} / D_{25}):	1,503	1,351
(D_{75} - D_{25}):	104,9	0,587

GRAIN SIZE DISTRIBUTION

GRAVEL: 0,0%	COARSE SAND: 2,7%
SAND: 100,0%	MEDIUM SAND: 45,9%
MUD: 0,0%	FINE SAND: 51,1%
	V FINE SAND: 0,2%
V COARSE GRAVEL: 0,0%	V COARSE SILT: 0,0%
COARSE GRAVEL: 0,0%	COARSE SILT: 0,0%
MEDIUM GRAVEL: 0,0%	MEDIUM SILT: 0,0%
FINE GRAVEL: 0,0%	FINE SILT: 0,0%
V FINE GRAVEL: 0,0%	V FINE SILT: 0,0%
V COARSE SAND: 0,0%	CLAY: 0,0%
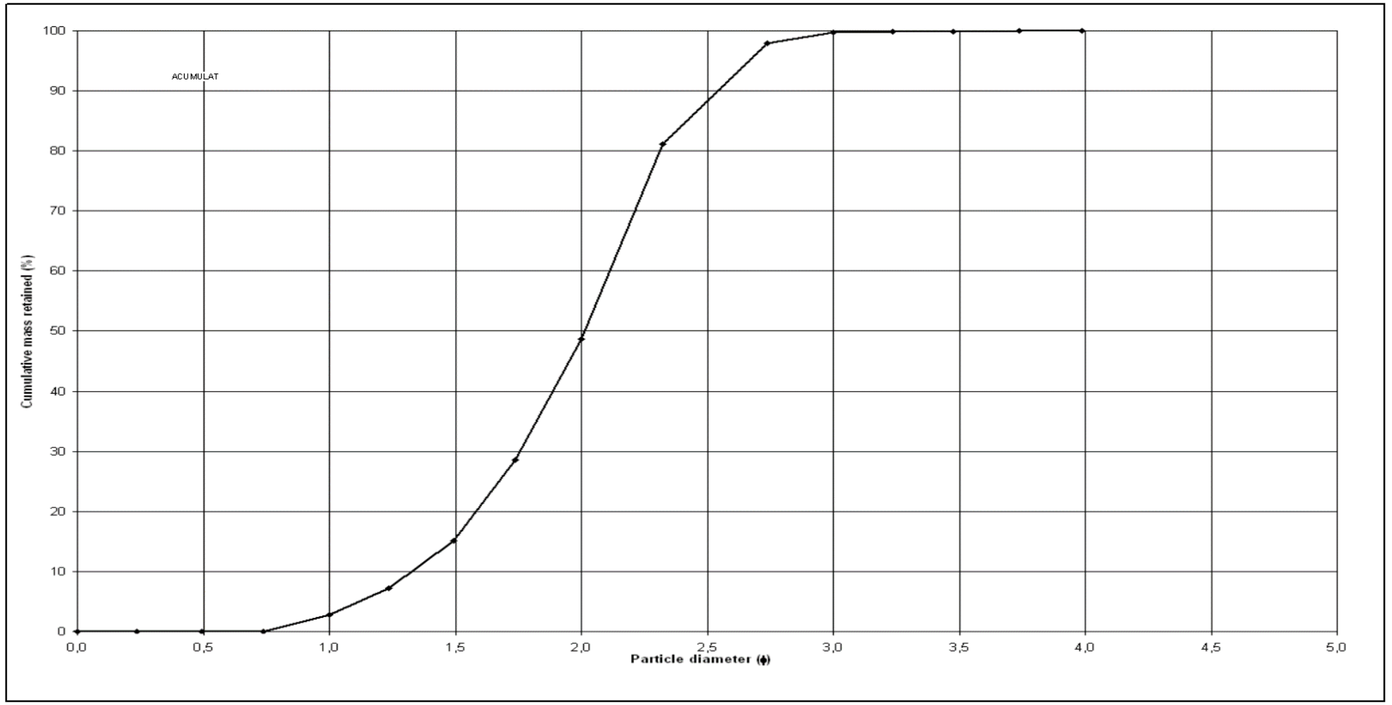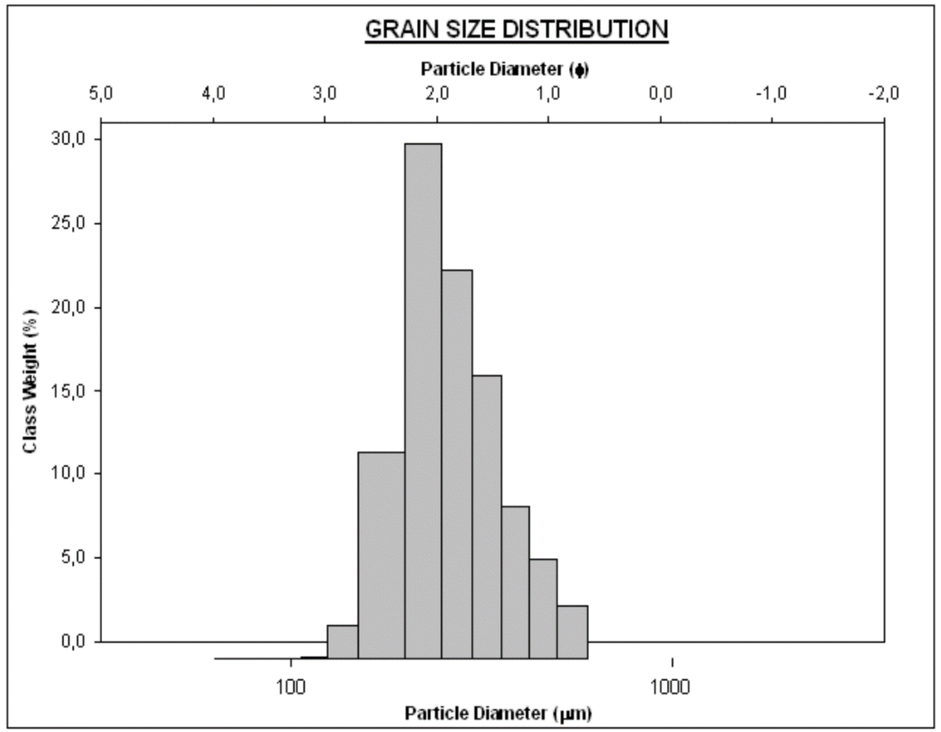
	METHOD OF MOMENTS			FOLK & WARD METHOD		
	Arithmetic µm	Geometric µm	Logarithmic ϕ	Geometric µm	Logarithmic ϕ	Description
MEAN ($\bar{x}$):	271,1	256,8	1,961	254,9	1,972	Medium Sand
SORTING (σ):	89,12	1,362	0,445	1,370	0,454	Well Sorted
SKEWNESS (Sk):	1,167	0,271	-0,271	0,150	-0,150	Coarse Skewed
KURTOSIS (K):	4,213	3,880	3,880	1,078	1,078	Mesokurtic