SAMPLE STATISTICS

SIEVING ERROR: 0,3%

SAMPLE IDENTITY: **Llevant de Salou**

ANALYST & DATE: CIIRC, 06-06-08

SAMPLE TYPE: Unimodal, Very Well Sorted

TEXTURAL GROUP: Sand

SEDIMENT NAME: Very Well Sorted Fine Sand

	µm	ϕ
MODE 1:	225,0	2,161
MODE 2:		
MODE 3:		
D_{10}:	159,2	1,887
MEDIAN or D_{50}:	215,6	2,213
D_{90}:	270,4	2,651
(D_{90} / D_{10}):	1,698	1,405
(D_{90} - D_{10}):	111,2	0,764
(D_{75} / D_{25}):	1,289	1,178
(D_{75} - D_{25}):	53,75	0,367

GRAIN SIZE DISTRIBUTION

GRAVEL: 0,0%	COARSE SAND: 0,1%
SAND: 100,0%	MEDIUM SAND: 14,8%
MUD: 0,0%	FINE SAND: 84,7%
	V FINE SAND: 0,4%
V COARSE GRAVEL: 0,0%	V COARSE SILT: 0,0%
COARSE GRAVEL: 0,0%	COARSE SILT: 0,0%
MEDIUM GRAVEL: 0,0%	MEDIUM SILT: 0,0%
FINE GRAVEL: 0,0%	FINE SILT: 0,0%
V FINE GRAVEL: 0,0%	V FINE SILT: 0,0%
V COARSE SAND: 0,0%	CLAY: 0,0%
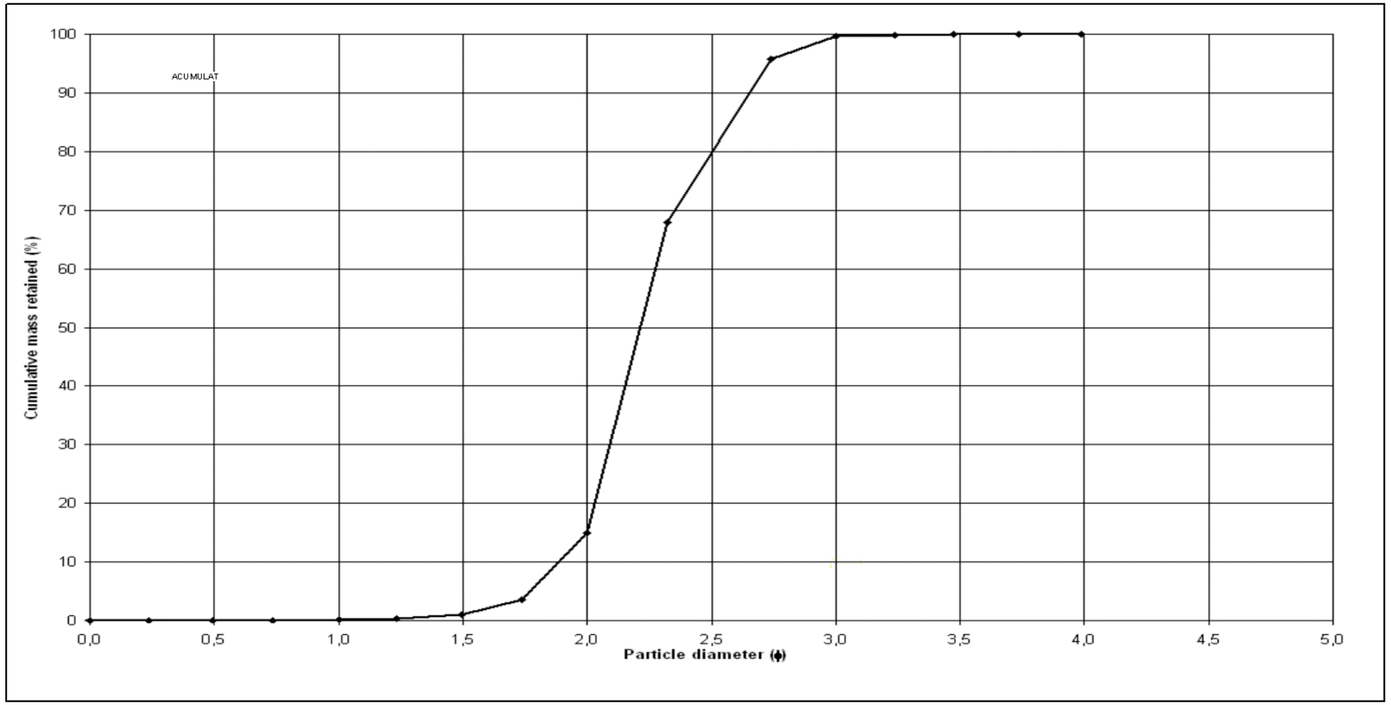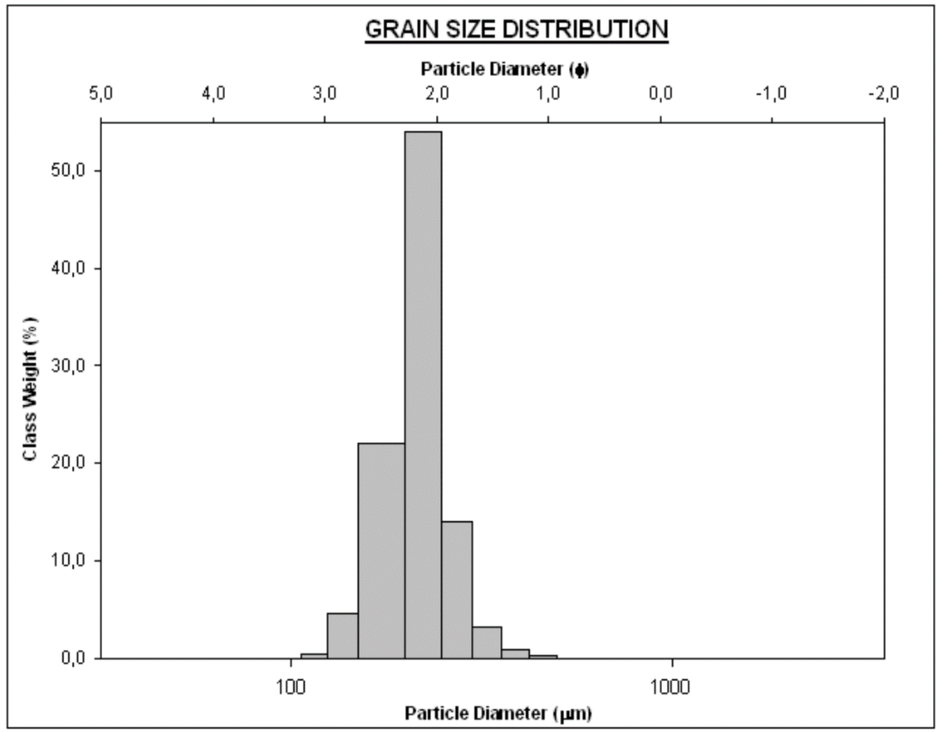
	METHOD OF MOMENTS			FOLK & WARD METHOD		
	Arithmetic	Geometric	Logarithmic	Geometric	Logarithmic	Description
	µm	µm	ϕ	µm	ϕ	
MEAN ($\bar{x}$):	217,6	211,7	2,240	208,7	2,261	Fine Sand
SORTING (σ):	44,62	1,231	0,300	1,217	0,283	Very Well Sorted
SKEWNESS (Sk):	1,351	-1,440	1,440	-0,164	0,164	Fine Skewed
KURTOSIS (K):	9,269	28,78	28,78	1,067	1,067	Mesokurtic