SAMPLE STATISTICS

SIEVING ERROR: 0,2%

SAMPLE IDENTITY: **Savinosa**

ANALYST & DATE: CIIRC, 04-04-08

SAMPLE TYPE: Unimodal, Well Sorted

TEXTURAL GROUP: Sand

SEDIMENT NAME: Well Sorted Fine Sand

	µm	ϕ
MODE 1:	225,0	2,161
MODE 2:		
MODE 3:		
D_{10}:	150,3	1,738
MEDIAN or D_{50}:	203,2	2,299
D_{90}:	299,8	2,734
(D_{90} / D_{10}):	1,994	1,573
(D_{90} - D_{10}):	149,4	0,996
(D_{75} / D_{25}):	1,439	1,257
(D_{75} - D_{25}):	73,96	0,525

GRAIN SIZE DISTRIBUTION

GRAVEL: 0,0%	COARSE SAND: 0,6%
SAND: 100,0%	MEDIUM SAND: 20,0%
MUD: 0,0%	FINE SAND: 77,7%
	V FINE SAND: 1,7%
V COARSE GRAVEL: 0,0%	V COARSE SILT: 0,0%
COARSE GRAVEL: 0,0%	COARSE SILT: 0,0%
MEDIUM GRAVEL: 0,0%	MEDIUM SILT: 0,0%
FINE GRAVEL: 0,0%	FINE SILT: 0,0%
V FINE GRAVEL: 0,0%	V FINE SILT: 0,0%
V COARSE SAND: 0,0%	CLAY: 0,0%
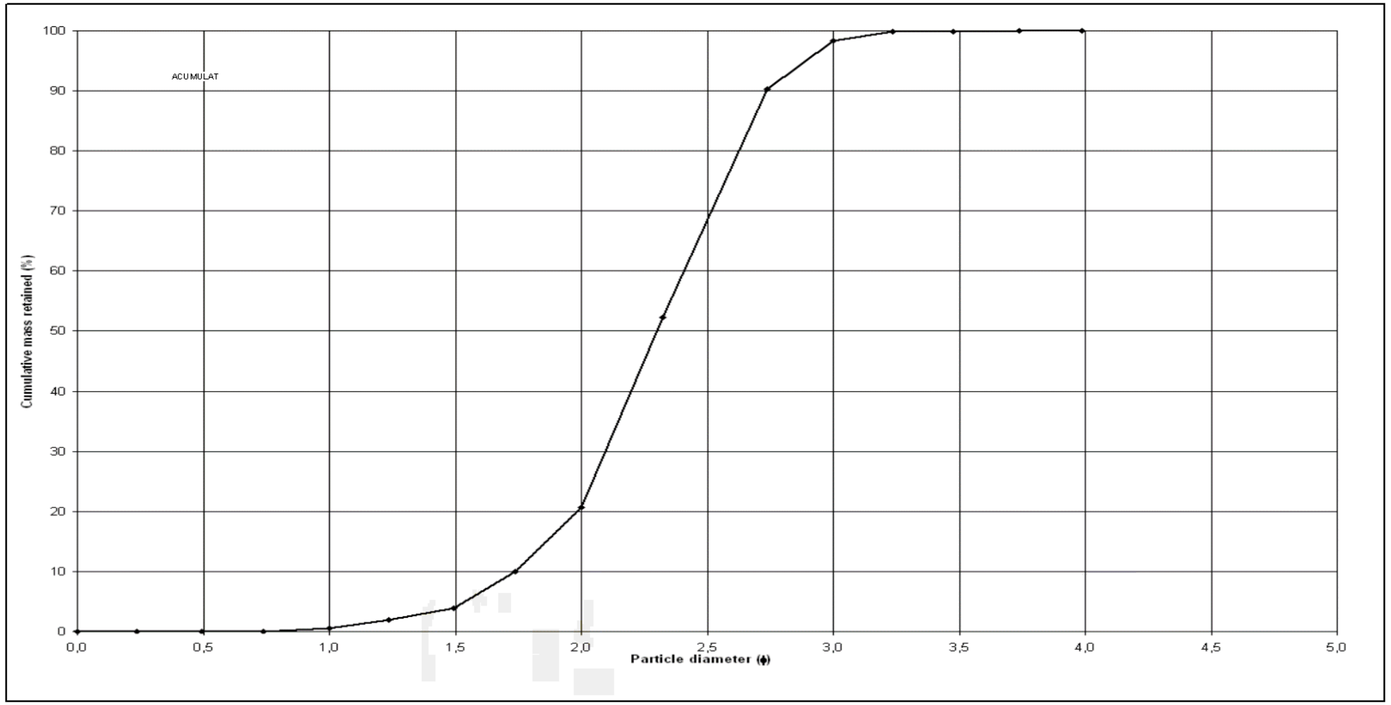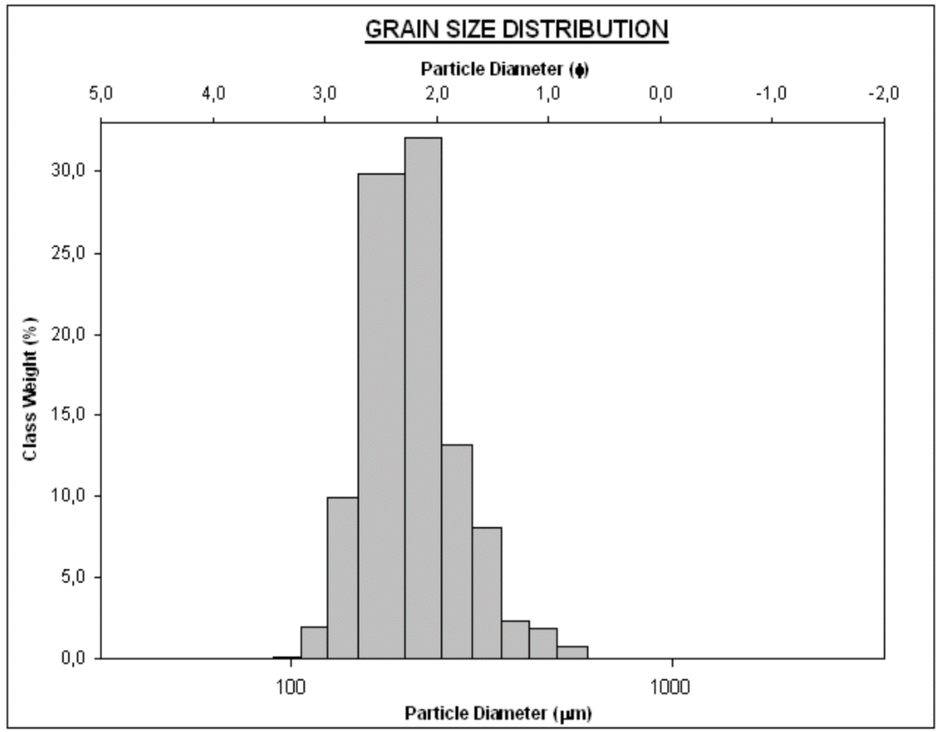
	METHOD OF MOMENTS			FOLK & WARD METHOD		
	Arithmetic µm	Geometric µm	Logarithmic ϕ	Geometric µm	Logarithmic ϕ	Description
MEAN ($\bar{x}$):	217,0	206,8	2,273	205,3	2,284	Fine Sand
SORTING (σ):	67,58	1,323	0,404	1,320	0,400	Well Sorted
SKEWNESS (Sk):	1,764	0,480	-0,480	0,089	-0,089	Symmetrical
KURTOSIS (K):	7,679	5,479	5,479	1,055	1,055	Mesokurtic