SAMPLE STATISTICS

SIEVING ERROR: 0,7%

SAMPLE IDENTITY: **Calabecs**

ANALYST & DATE: CIIRC, 30-04-08

SAMPLE TYPE: Unimodal, Well Sorted

TEXTURAL GROUP: Sand

SEDIMENT NAME: Well Sorted Medium Sand

	µm	ϕ
MODE 1:	225,0	2,161
MODE 2:		
MODE 3:		
D_{10}:	181,7	1,507
MEDIAN or D_{50}:	253,5	1,980
D_{90}:	351,9	2,460
(D_{90} / D_{10}):	1,936	1,633
(D_{90} - D_{10}):	170,1	0,953
(D_{75} / D_{25}):	1,398	1,279
(D_{75} - D_{25}):	85,67	0,484

GRAIN SIZE DISTRIBUTION

GRAVEL: 0,0%	COARSE SAND: 1,9%
SAND: 100,0%	MEDIUM SAND: 50,2%
MUD: 0,0%	FINE SAND: 47,6%
	V FINE SAND: 0,4%
V COARSE GRAVEL: 0,0%	V COARSE SILT: 0,0%
COARSE GRAVEL: 0,0%	COARSE SILT: 0,0%
MEDIUM GRAVEL: 0,0%	MEDIUM SILT: 0,0%
FINE GRAVEL: 0,0%	FINE SILT: 0,0%
V FINE GRAVEL: 0,0%	V FINE SILT: 0,0%
V COARSE SAND: 0,0%	CLAY: 0,0%
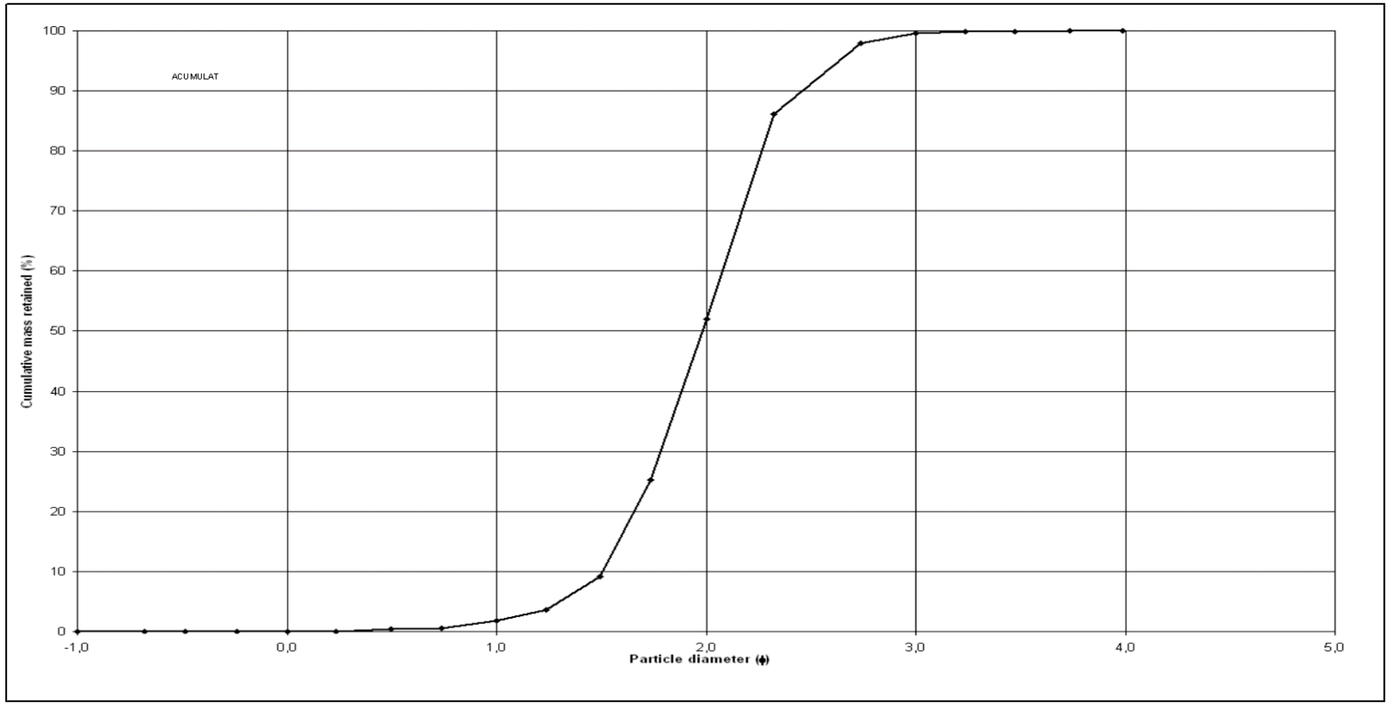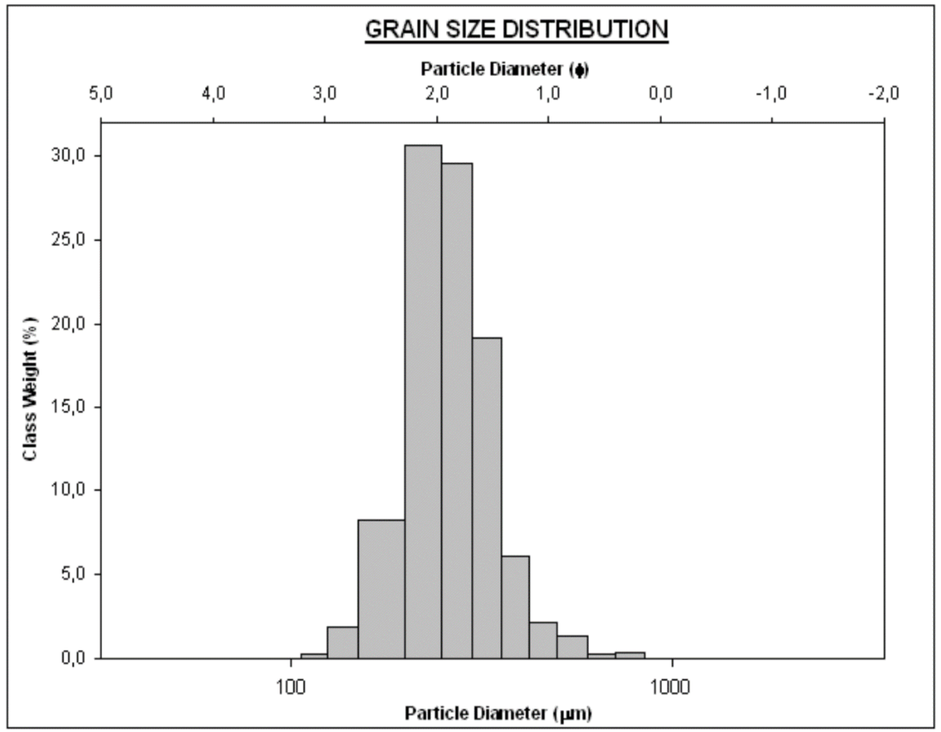
	METHOD OF MOMENTS			FOLK & WARD METHOD		
	Arithmetic µm	Geometric µm	Logarithmic ϕ	Geometric µm	Logarithmic ϕ	Description
MEAN ($\bar{x}$):	267,5	255,8	1,967	257,0	1,960	Medium Sand
SORTING (σ):	80,52	1,320	0,401	1,300	0,379	Well Sorted
SKEWNESS (Sk):	1,967	-0,050	0,050	0,052	-0,052	Symmetrical
KURTOSIS (K):	10,87	9,184	9,184	1,134	1,134	Leptokurtic