SAMPLE STATISTICS

SIEVING ERROR: 0,2%

SAMPLE IDENTITY: **Punta de la Mora**

ANALYST & DATE: CIIRC, 04-04-08

SAMPLE TYPE: Unimodal, Well Sorted

TEXTURAL GROUP: Sand

SEDIMENT NAME: Well Sorted Fine Sand

	µm	ϕ
MODE 1:	225,0	2,161
MODE 2:		
MODE 3:		
D_{10}:	151,0	1,808
MEDIAN or D_{50}:	202,4	2,304
D_{90}:	285,5	2,727
(D_{90} / D_{10}):	1,891	1,508
(D_{90} - D_{10}):	134,5	0,919
(D_{75} / D_{25}):	1,416	1,243
(D_{75} - D_{25}):	70,11	0,502

GRAIN SIZE DISTRIBUTION

GRAVEL: 0,0%	COARSE SAND: 0,2%
SAND: 100,0%	MEDIUM SAND: 17,8%
MUD: 0,0%	FINE SAND: 80,6%
	V FINE SAND: 1,4%
V COARSE GRAVEL: 0,0%	V COARSE SILT: 0,0%
COARSE GRAVEL: 0,0%	COARSE SILT: 0,0%
MEDIUM GRAVEL: 0,0%	MEDIUM SILT: 0,0%
FINE GRAVEL: 0,0%	FINE SILT: 0,0%
V FINE GRAVEL: 0,0%	V FINE SILT: 0,0%
V COARSE SAND: 0,0%	CLAY: 0,0%

	METHOD OF MOMENTS			FOLK & WARD METHOD		
	Arithmetic µm	Geometric µm	Logarithmic ϕ	Geometric µm	Logarithmic ϕ	Description
MEAN ($\bar{x}$):	211,9	203,8	2,295	202,1	2,307	Fine Sand
SORTING (σ):	56,78	1,282	0,359	1,289	0,366	Well Sorted
SKEWNESS (Sk):	1,478	0,450	-0,450	0,034	-0,034	Symmetrical
KURTOSIS (K):	7,005	3,850	3,850	1,013	1,013	Mesokurtic

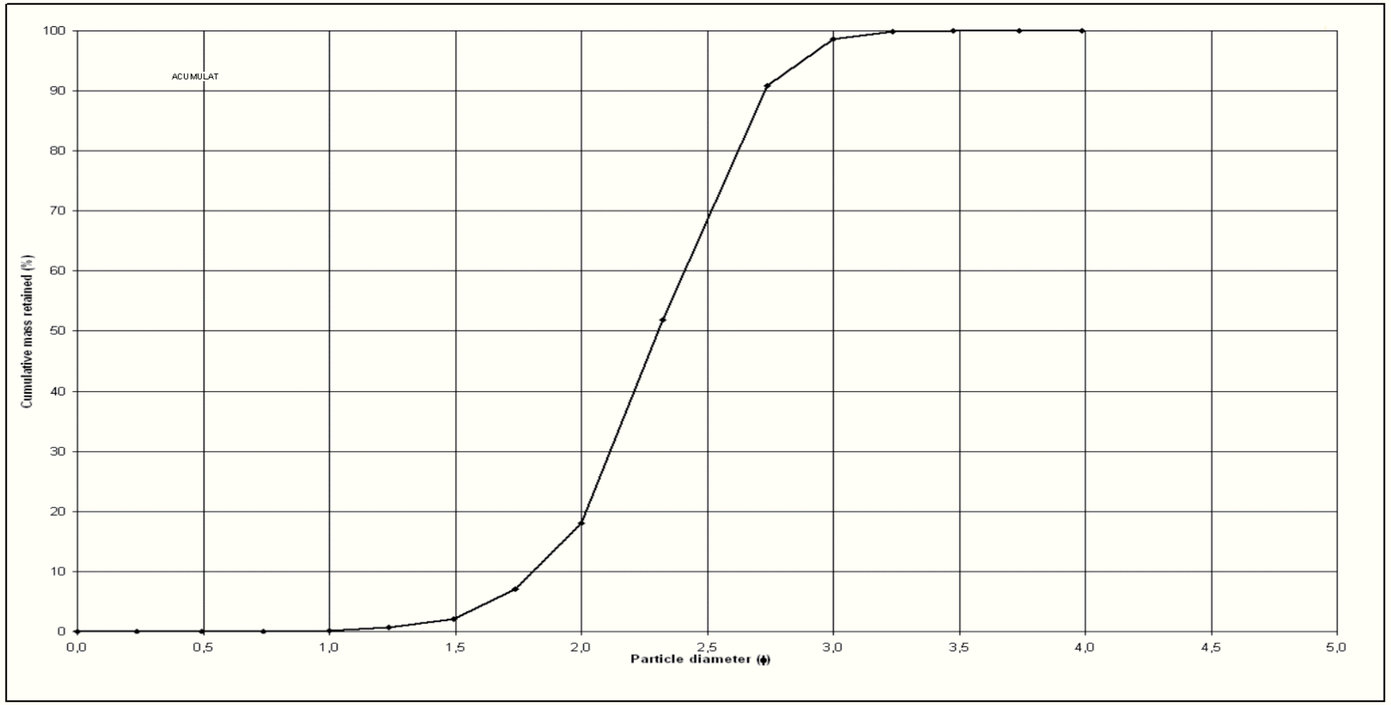

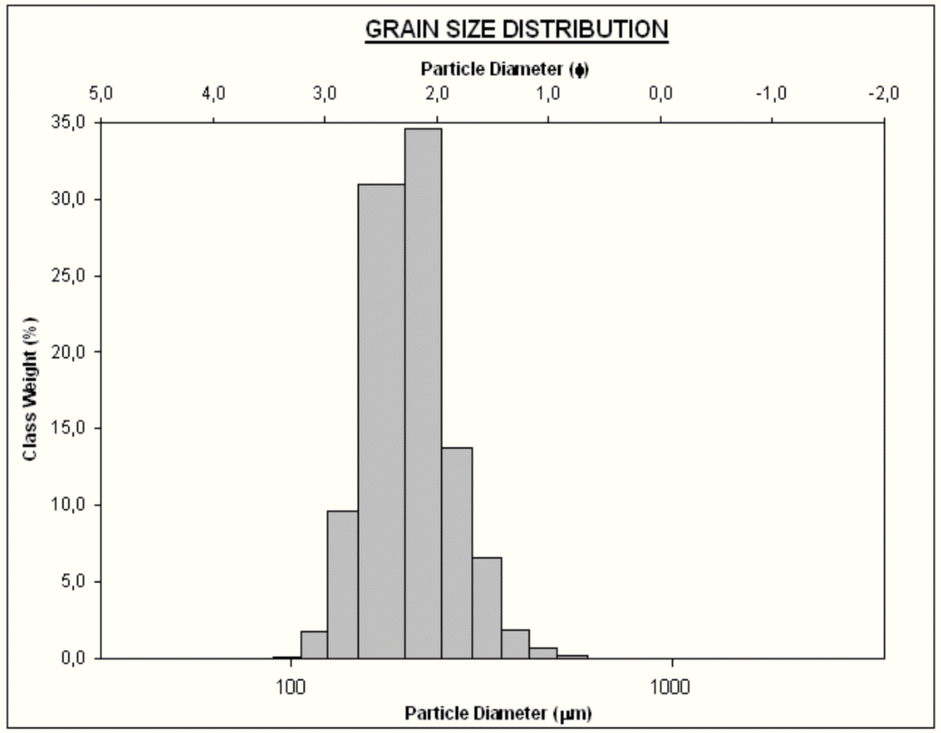



Tarragona	Tarragonès	Tarragona	Platja de la Móra	Tram 5	Codi: TATA107