SAMPLE STATISTICS

SIEVING ERROR: 0,1%

SAMPLE IDENTITY: **Canyadell**

ANALYST & DATE: CIIRC, 12-03-08

SAMPLE TYPE: Unimodal, Well Sorted

TEXTURAL GROUP: Sand

SEDIMENT NAME: Well Sorted Fine Sand

	µm	ϕ
MODE 1:	175,0	2,529
MODE 2:		
MODE 3:		
D_{10}:	136,9	1,770
MEDIAN or D_{50}:	195,3	2,356
D_{90}:	293,2	2,868
(D_{90} / D_{10}):	2,141	1,621
(D_{90} - D_{10}):	156,3	1,098
(D_{75} / D_{25}):	1,494	1,280
(D_{75} - D_{25}):	79,03	0,579

GRAIN SIZE DISTRIBUTION

GRAVEL: 0,0%	COARSE SAND: 0,1%
SAND: 100,0%	MEDIUM SAND: 19,3%
MUD: 0,0%	FINE SAND: 77,5%
	V FINE SAND: 3,0%
V COARSE GRAVEL: 0,0%	V COARSE SILT: 0,0%
COARSE GRAVEL: 0,0%	COARSE SILT: 0,0%
MEDIUM GRAVEL: 0,0%	MEDIUM SILT: 0,0%
FINE GRAVEL: 0,0%	FINE SILT: 0,0%
V FINE GRAVEL: 0,0%	V FINE SILT: 0,0%
V COARSE SAND: 0,0%	CLAY: 0,0%
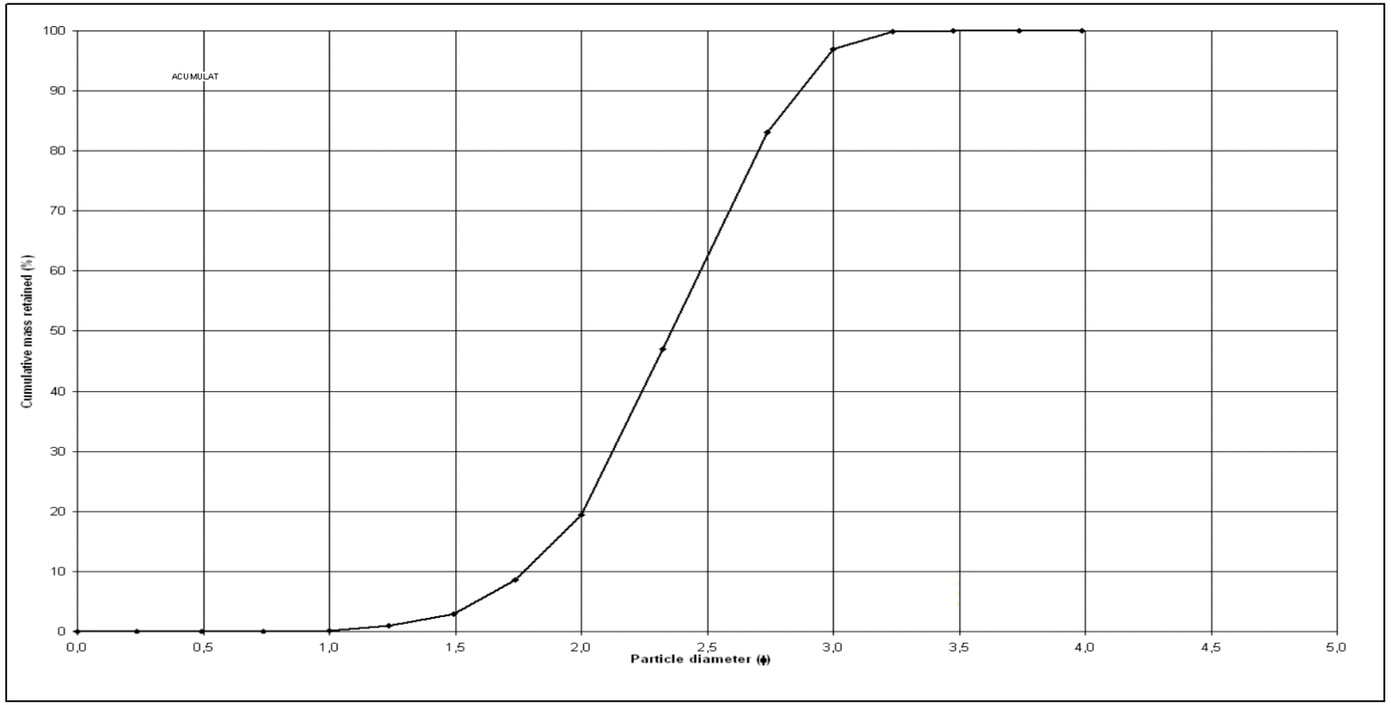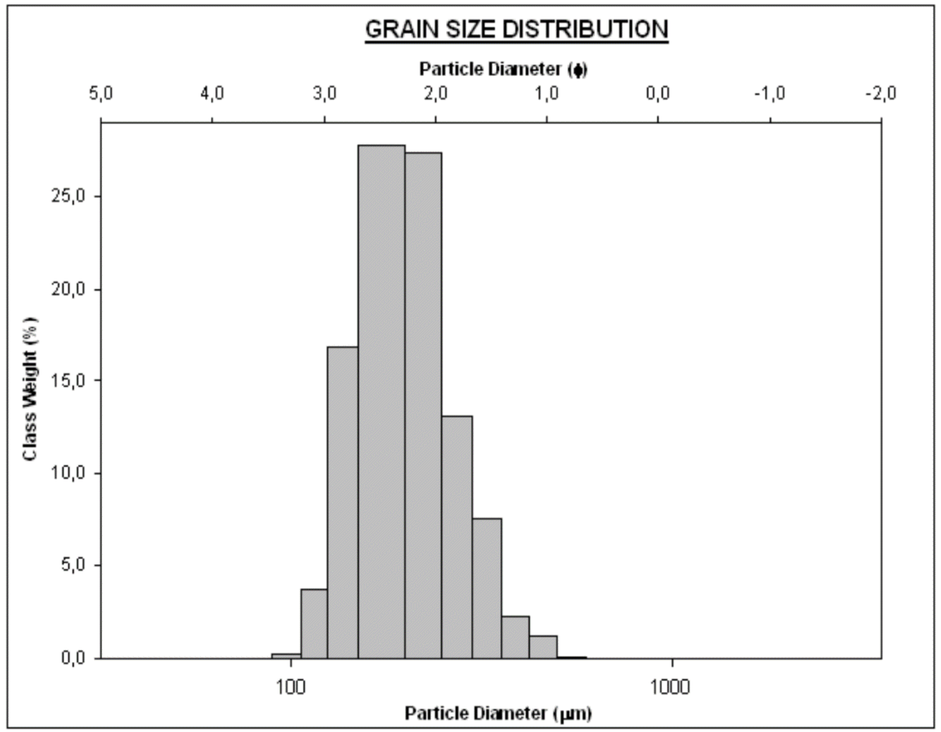
	METHOD OF MOMENTS			FOLK & WARD METHOD		
	Arithmetic µm	Geometric µm	Logarithmic ϕ	Geometric µm	Logarithmic ϕ	Description
MEAN ($\bar{x}$):	208,3	198,4	2,334	197,2	2,342	Fine Sand
SORTING (σ):	63,82	1,333	0,415	1,337	0,419	Well Sorted
SKEWNESS (Sk):	1,321	0,146	-0,146	0,085	-0,085	Symmetrical
KURTOSIS (K):	5,540	6,115	6,115	0,977	0,977	Mesokurtic